



E-Bike types

E-bike classes are broadly defined by:

- How fast they are allowed to go
- How the power is applied
- Where they are allowed to operate



Class 1 E-Bike

Max speed: 20 mph

Required to pedal for motor to work

Allowed on any paved surface where regular bikes are allowed to operate

No age restrictions

Class 2 E-Bike

Max speed: 20 mph

Not required to pedal

Allowed on any paved surface where regular bikes are allowed to operate

No age restrictions

Class 3 E-Bike

Max speed: 28 mph

Required to pedal for motor to work

Not allowed on Class I multi-use paths in Mountain View. Only allowed on Class II and Class III bike routes.

Age restrictions: Must be 16 years old to operate

Thinking about an e-bike? Consider the following first:

- If you're already comfortable on a standard bike, an e-bike might be for you. If you're not already regularly riding a bike, consider starting with a standard bike.
- Pick an e-bike class appropriate for your skill level, travel needs, and what is legal for your age.
- Consider buying your e-bike at a local bike shop to get sound advice and the opportunity to test-ride the product.



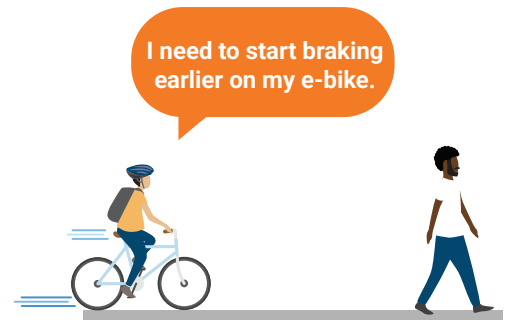
E-Bike Riding Tips



E-bikes are heavier than standard bikes!

This means they present more risks to both riders and other road users:

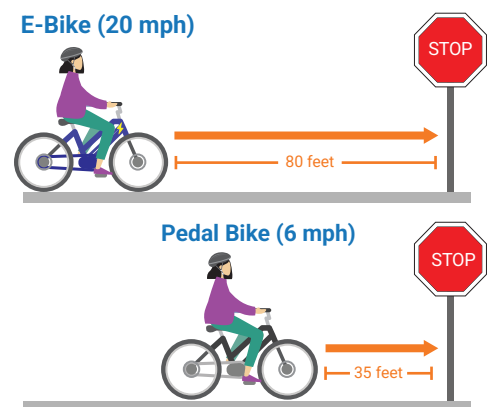
- Injuries are more severe in e-bike collisions
- E-bikes take longer to stop because they are faster and heavier



Ensure the safety of yourself and others!


- Ride 10 mph or below around people walking.
- Obey traffic rules and ride defensively. Many people will not realize that you're traveling faster with an e-bike because they are used to the slower speed of a standard bike.
- Be ready to brake! Vehicles might stop suddenly or turn unexpectedly, so be prepared to brake to avoid a collision.

Stopping Distances: E-Bike vs. Pedal Bike



Be Visible!

- Help other road users see you by using required bike lights and wearing high contrast colored clothing.



Helmet Safety

Wear a helmet! A properly fitted helmet should be level on the top of your head and not be able to wiggle in any direction.



California law dictates that riders under 18 must wear a helmet while riding on public roads. Basic helmet law applies to riders of Class 1 and Class 2 e-bikes. All riders regardless of age must wear a helmet on Class 3 e-bikes.

Parents may be cited and fined for their child's e-bike violations, including riding without a helmet or operating an unsafe or unlawful e-bike.