

MONTHLY ACCOUNT STATEMENT

City of Mountain View Cons Non SRPC | Account #915 | As of September 30, 2025

CHANDLER ASSET MANAGEMENT | chandlerasset.com

Chandler Team:

For questions about your account, please call (800) 317-4747,
or contact clientservice@chandlerasset.com

Custodian:

PORTFOLIO SUMMARY



City of Mountain View Cons Non SRPC | Account #915 | As of September 30, 2025

Portfolio Characteristics

Average Modified Duration	2.09
Average Coupon	2.96%
Average Purchase YTM	3.54%
Average Market YTM	3.81%
Average Credit Quality*	AA+
Average Final Maturity	2.33
Average Life	2.13

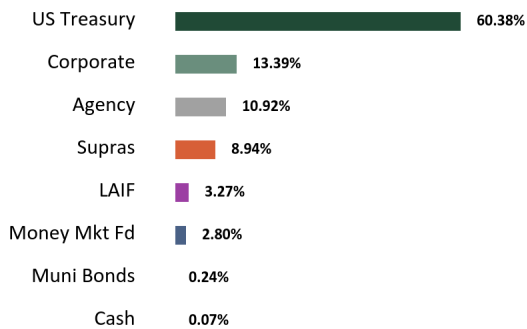
Account Summary

	End Values as of 08/31/2025	End Values as of 09/30/2025
Market Value	1,014,359,322.37	1,010,451,808.44
Accrued Interest	6,584,462.39	6,479,952.08
Total Market Value	1,020,943,784.76	1,016,931,760.52
Income Earned	2,414,098.70	3,200,165.90
Cont/WD	(13,200,000.00)	(6,900,000.00)
Par	1,024,349,356.95	1,019,942,087.58
Book Value	1,010,324,619.67	1,006,418,341.12
Cost Value	999,104,489.68	995,245,393.31

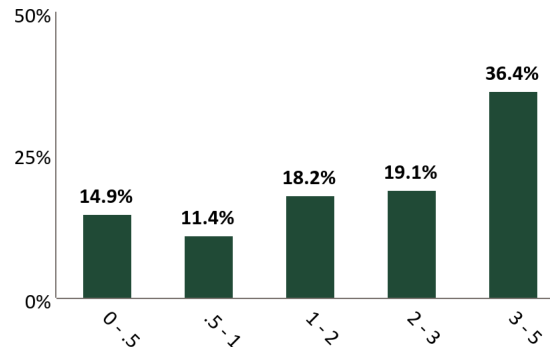
Top Issuers

United States	60.38%
Federal Home Loan Banks	9.41%
International Bank for Recon and Dev	4.34%
LAIF	3.27%
Inter-American Development Bank	2.75%
Principal	2.68%
International Finance Corporation	1.85%
FNMA	1.50%

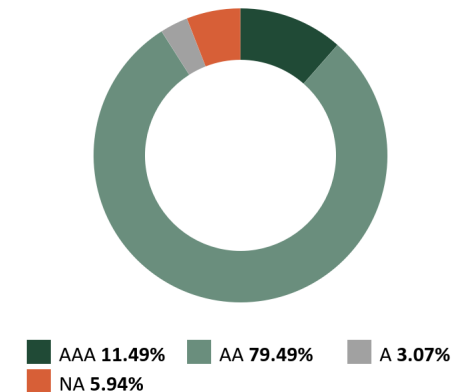
Sector Allocation



Maturity Distribution



Credit Quality*



Performance Review

Total Rate of Return**	1M	3M	YTD	1YR	2YRS	3YRS	5YRS	10YRS	Since Inception (09/01/95)
Mountain View NonSRPC Cons Agg	0.28%	1.20%	4.40%	4.19%	5.54%	4.61%	1.70%	1.90%	3.36%
Benchmark Return	0.27%	1.17%	4.30%	3.98%	5.47%	4.56%	1.64%	1.83%	--

*The average credit quality is a weighted average calculation of the highest of S&P, Moody's and Fitch.

**Periods over 1 year are annualized.

Benchmark: 40% ICE 1-5 Yr Trsry & Agcy 10% ICE 6-Mnth Trsry 10% ICE 3-Mnth Trsry 40% ICE 1-5 Yr US Bullet Agncy

STATEMENT OF COMPLIANCE



City of Mountain View Cons Non SRPC | Account #915 | As of September 30, 2025

Rules Name	Limit	Actual	Compliance Status	Notes
AGENCY MORTGAGE SECURITIES (CMOS)				
Max % (MV)	20.0	0.0	Compliant	
Max % Issuer (MV)	5.0	0.0	Compliant	
Max Maturity (Years)	5.0	0.0	Compliant	
Min Rating (AA- by 1; A- Issuer by 1)	0.0	0.0	Compliant	
BANKERS' ACCEPTANCES				
Max % (MV)	20.0	0.0	Compliant	
Max % Issuer (MV)	5.0	0.0	Compliant	
Max Maturity (Days)	180	0.0	Compliant	
Min Rating (A-1/P-1 or A- Issuer by S&P or Moody's)	0.0	0.0	Compliant	
COMMERCIAL PAPER				
Max % (MV)	15.0	0.0	Compliant	
Max % Issuer (MV)	5.0	0.0	Compliant	
Max Maturity (Days)	270	0.0	Compliant	
Min Rating (A-1/P-1 or A- Issuer by S&P or Moody's)	0.0	0.0	Compliant	
CORPORATE MEDIUM TERM NOTES				
Max % (MV)	15.0	13.4	Compliant	
Max % Issuer (MV)	5.0	1.0	Compliant	
Max Callables (MV)	10.0	8.1	Compliant	
Max Maturity (Years)	5	4	Compliant	
Min Rating (A- by 2)	0.0	0.0	Compliant	
FDIC INSURED CERTIFICATES OF DEPOSIT				
Max % (MV)	10.0	0.0	Compliant	
Max % Issuer (MV)	5.0	0.0	Compliant	
Max Maturity (Years)	2	0.0	Compliant	
FEDERAL AGENCIES				
Max % (MV)	50.0	10.9	Compliant	
Max % Issuer (MV)	25.0	9.4	Compliant	
Max Callables (MV)	10.0	3.0	Compliant	
Max Maturity (Years)	5	4	Compliant	
LOCAL AGENCY INVESTMENT FUND (LAIF)				
Max % (MV)	20.0	3.3	Compliant	
LOCAL GOVERNMENT INVESTMENT POOL (LGIP)				
Max % Issuer (MV)	10.0	0.0	Compliant	

STATEMENT OF COMPLIANCE



City of Mountain View Cons Non SRPC | Account #915 | As of September 30, 2025

Rules Name	Limit	Actual	Compliance Status	Notes
MONEY MARKET MUTUAL FUNDS				
Max % (MV)	10.0	2.8	Compliant	
Max % Issuer (MV)	5.0	2.7	Compliant	
Min Rating (AAA by S&P + Moody's)	0.0	0.0	Compliant	
MUNICIPAL SECURITIES				
As Approved by the City Council	100.0	0.2	Compliant	
NEGOTIABLE CERTIFICATES OF DEPOSIT (NCD)				
Max % (MV)	10.0	0.0	Compliant	
Max % Issuer (MV)	5.0	0.0	Compliant	
Max Maturity (Years)	2	0.0	Compliant	
Min Rating (A- or A-1 by Moody's or S&P)	0.0	0.0	Compliant	
SRI PROHIBITED INVESTMENTS				
Prohibited Investment - Fossil Fuels	0.0	0.0	Compliant	
Prohibited Investments - Firearms	0.0	0.0	Compliant	
Prohibited Investments - Tobacco	0.0	0.0	Compliant	
SUPRANATIONAL OBLIGATIONS				
Max % (MV)	10.0	8.9	Compliant	
Max % Issuer (MV)	5.0	4.3	Compliant	
Max Maturity (Years)	5	4	Compliant	
Min Rating (AA- by 1)	0.0	0.0	Compliant	
TIME DEPOSITS				
Max % (MV)	10.0	0.0	Compliant	
Max % Issuer (MV)	5.0	0.0	Compliant	
Max Maturity (Years)	2.0	0.0	Compliant	
Min Rating (A- or A-1 by Moody's or S&P)	0.0	0.0	Compliant	
U.S. TREASURIES				
Max % (MV)	100.0	60.4	Compliant	
Max Callables (MV)	10.0	0.0	Compliant	
Max Maturity (Years)	5	4	Compliant	
Min % (MV)	25.0	60.4	Compliant	

RECONCILIATION SUMMARY



City of Mountain View Cons Non SRPC | Account #915 | As of September 30, 2025

Maturities / Calls

Month to Date	(20,000,000.00)
Fiscal Year to Date	(65,000,000.00)

Principal Paydowns

Month to Date	0.00
Fiscal Year to Date	0.00

Purchases

Month to Date	54,371,191.62
Fiscal Year to Date	155,607,444.63

Sales

Month to Date	(38,441,496.98)
Fiscal Year to Date	(148,186,315.58)

Interest Received

Month to Date	2,936,572.87
Fiscal Year to Date	8,296,114.92

Purchased / Sold Interest

Month to Date	(98,268.72)
Fiscal Year to Date	(155,467.56)

Accrual Activity Summary

	Month to Date	Fiscal Year to Date (07/01/2025)
Beginning Book Value	1,010,324,619.67	1,063,003,450.46
Maturities/Calls	(20,000,000.00)	(65,000,000.00)
Principal Paydowns	0.00	0.00
Purchases	54,371,191.62	155,607,444.63
Sales	(38,441,496.98)	(148,186,315.58)
Change in Cash, Payables, Receivables	(302,345.26)	(434,459.29)
Amortization/Accretion	466,372.06	1,428,220.89
Realized Gain (Loss)	0.00	0.00
Ending Book Value	1,006,418,341.12	1,006,418,341.12

Fair Market Activity Summary

	Month to Date	Fiscal Year to Date (07/01/2025)
Beginning Market Value	1,014,359,322.37	1,063,696,752.57
Maturities/Calls	(20,000,000.00)	(65,000,000.00)
Principal Paydowns	0.00	0.00
Purchases	54,371,191.62	155,607,444.63
Sales	(38,441,496.98)	(148,186,315.58)
Change in Cash, Payables, Receivables	(302,345.26)	(434,459.29)
Amortization/Accretion	466,372.06	1,428,220.89
Change in Net Unrealized Gain (Loss)	(1,235.38)	3,340,165.22
Realized Gain (Loss)	0.00	0.00
Ending Market Value	1,010,451,808.44	1,010,451,808.44

HOLDINGS REPORT



City of Mountain View Cons Non SRPC | Account #915 | As of September 30, 2025

Cusip	Security Description	Par Value/ Units	Purchase Date Purchase Yield	Cost Value Book Value	Mkt Price Mkt YTM	Market Value Accrued Int.	% of Port. Gain/Loss	Moody's/ S&P/ Fitch	Maturity Duration
AGENCY									
3135G06G3	FEDERAL NATIONAL MORTGAGE ASSOCIATION 0.5 11/07/2025	8,000,000.00	12/14/2020 0.44%	8,021,472.00 8,000,444.33	99.63 4.22%	7,970,300.64 16,000.00	0.79% (30,143.69)	Aa1/AA+ AA+	0.10 0.10
3130ALN83	FEDERAL HOME LOAN BANKS 0.75 03/13/2026	4,200,000.00	03/12/2021 0.85%	4,179,105.00 4,198,134.78	98.60 3.91%	4,141,369.47 1,575.00	0.41% (56,765.31)	Aa1/AA+ AA+	0.45 0.44
3130AVWS7	FEDERAL HOME LOAN BANKS 3.75 06/12/2026	7,000,000.00	05/05/2023 3.51%	7,049,490.00 7,011,085.06	100.05 3.67%	7,003,431.54 79,479.17	0.69% (7,653.52)	Aa1/AA+ AA+	0.70 0.68
3130AMFS6	FEDERAL HOME LOAN BANKS 0.75 06/12/2026	5,000,000.00	06/16/2021 0.78%	4,993,635.00 4,999,112.19	97.98 3.71%	4,899,092.20 11,354.17	0.48% (100,019.99)	Aa1/AA+ AA+	0.70 0.68
3130ATY50	FEDERAL HOME LOAN BANKS 4.15 09/15/2026	6,000,000.00	11/18/2022 4.15%	6,000,000.00 6,000,000.00	100.41 3.71%	6,024,746.46 11,066.67	0.60% 24,746.46	Aa1/AA+ AA+	0.96 0.93
3130A9YY1	FEDERAL HOME LOAN BANKS 2.125 12/11/2026	8,000,000.00	01/13/2022 1.51%	8,230,328.00 8,056,039.63	98.20 3.68%	7,855,979.12 51,944.44	0.78% (200,060.51)	Aa1/AA+ AA+	1.20 1.16
3130B6J64	FEDERAL HOME LOAN BANKS 4.3 02/23/2028	5,000,000.00	05/29/2025 4.30%	5,000,000.00 5,000,000.00	100.09 4.26%	5,004,453.95 22,694.44	0.50% 4,453.95	Aa1/AA+ AA+	2.40 0.39
31364FYC9	FEDERAL NATIONAL MORTGAGE ASSOCIATION 5.625 04/17/2028	6,900,000.00	11/26/2024 4.20%	7,207,671.00 7,131,064.15	104.63 3.70%	7,219,164.26 176,812.50	0.71% 88,100.11	Aa1/AA+ AA+	2.55 2.31
3130AYQ41	FEDERAL HOME LOAN BANKS 4.375 10/23/2028	15,000,000.00	01/29/2024 4.38%	15,000,000.00 15,000,000.00	100.35 4.25%	15,052,057.35 288,020.83	1.49% 52,057.35	Aa1/AA+ AA+	3.06 1.01
3130B0PFO	FEDERAL HOME LOAN BANKS 4.8 01/02/2029	10,000,000.00	03/27/2024 4.80%	10,000,000.00 10,000,000.00	100.31 4.70%	10,030,613.70 118,666.67	0.99% 30,613.70	Aa1/AA+ AA+	3.26 0.49
3130ATUT2	FEDERAL HOME LOAN BANKS 4.5 12/14/2029	12,000,000.00	01/29/2025 4.34%	12,080,400.00 12,069,372.68	102.69 3.80%	12,322,413.36 160,500.00	1.22% 253,040.68	Aa1/AA+ AA+	4.21 3.76
3130AV5P3	FEDERAL HOME LOAN BANKS 4.375 03/08/2030	7,500,000.00	04/22/2025 4.02%	7,618,125.00 7,607,440.66	102.56 3.74%	7,692,365.93 20,963.54	0.76% 84,925.26	Aa1/AA+ AA+	4.44 4.00
3130B62S4	FEDERAL HOME LOAN BANKS 3.965 04/24/2030	15,000,000.00	04/22/2025 3.97%	15,000,000.00 15,000,000.00	100.55 3.83%	15,082,171.20 259,377.08	1.49% 82,171.20	Aa1/AA+ AA+	4.56 4.07
Total Agency		109,600,000.00	3.47%	110,380,226.00 110,072,693.48	100.66 3.97%	110,298,159.18 1,218,454.51	10.92% 225,465.69		2.63 1.84
CASH									
CCYUSD	Cash	180,066.18	-- 0.00%	180,066.18 180,066.18	1.00 0.00%	180,066.18 0.00	0.02% 0.00	Aaa/AAA AAA	0.00 0.00
CCYUSD	Receivable	101,700.79	--	101,700.79 101,700.79	1.00 0.00%	101,700.79 0.00	0.01% 0.00	Aaa/AAA AAA	0.00 0.00

HOLDINGS REPORT



City of Mountain View Cons Non SRPC | Account #915 | As of September 30, 2025

Cusip	Security Description	Par Value/ Units	Purchase Date Purchase Yield	Cost Value Book Value	Mkt Price Mkt YTM	Market Value Accrued Int.	% of Port. Gain/Loss	Moody's/ S&P/ Fitch	Maturity Duration
CCYUSD	Receivable	3,782.62	--	3,782.62 3,782.62	1.00 0.00%	3,782.62 0.00	0.00% 0.00	Aaa/AAA AAA	0.00 0.00
CCYUSD	Receivable	414,792.21	--	414,792.21 414,792.21	1.00 0.00%	414,792.21 0.00	0.04% 0.00	Aaa/AAA AAA	0.00 0.00
Total Cash		700,341.80	0.00%	700,341.80 700,341.80	1.00 0.00%	700,341.80 0.00	0.07% 0.00		0.00 0.00
CORPORATE									
742718FL8	PROCTER & GAMBLE CO 0.55 10/29/2025	3,000,000.00	11/02/2020 0.58%	2,995,590.00 2,999,932.15	99.72 4.18%	2,991,525.60 6,966.67	0.30% (8,406.55)	Aa3/AA- NA	0.08 0.08
40139LBC6	GUARDIAN LIFE GLOBAL FUNDING 0.875 12/10/2025	4,000,000.00	-- 1.71%	3,885,650.00 3,993,922.80	99.36 4.25%	3,974,268.72 10,791.67	0.39% (19,654.08)	Aa1/AA+ NA	0.19 0.19
037833EB2	APPLE INC 0.7 02/08/2026	3,000,000.00	02/22/2021 0.83%	2,981,550.00 2,998,674.86	98.85 4.00%	2,965,499.04 3,091.67	0.29% (33,175.82)	Aaa/AA+ NA	0.36 0.35
084670BS6	BERKSHIRE HATHAWAY INC 3.125 03/15/2026	3,000,000.00	03/17/2021 1.20%	3,268,050.00 3,011,607.25	99.61 3.99%	2,988,292.56 4,166.67	0.30% (23,314.69)	Aa2/AA A+	0.45 0.45
931142EM1	WALMART INC 3.05 07/08/2026	3,000,000.00	07/08/2021 0.92%	3,302,250.00 3,037,588.16	99.49 3.73%	2,984,618.25 21,095.83	0.30% (52,969.91)	Aa2/AA AA	0.77 0.75
59217GER6	METROPOLITAN LIFE GLOBAL FUNDING I 1.875 01/11/2027	3,000,000.00	05/16/2022 3.68%	2,767,890.00 2,936,200.49	97.37 4.01%	2,921,014.38 12,500.00	0.29% (15,186.11)	Aa3/AA- AA-	1.28 1.24
66815L2F5	NORTHWESTERN MUTUAL GLOBAL FUNDING 1.75 01/11/2027	2,000,000.00	07/25/2022 3.71%	1,838,420.00 1,953,678.42	97.24 3.98%	1,944,823.78 7,777.78	0.19% (8,854.64)	Aa1/AA+ AAA	1.28 1.24
742718FV6	PROCTER & GAMBLE CO 1.9 02/01/2027	3,000,000.00	02/01/2022 1.90%	3,000,270.00 3,000,072.24	97.56 3.79%	2,926,919.94 9,500.00	0.29% (73,152.30)	Aa3/AA- NA	1.34 1.29
594918BY9	MICROSOFT CORP 3.3 02/06/2027	5,200,000.00	-- 3.88%	5,084,029.00 5,162,460.64	99.41 3.75%	5,169,170.76 26,216.67	0.51% 6,710.13	Aaa/AAA NA	1.35 1.30
09247XAN1	BLACKROCK FINANCE INC 3.2 03/15/2027	6,000,000.00	-- 3.50%	5,920,380.00 5,976,159.41	99.14 3.81%	5,948,625.78 8,533.33	0.59% (27,533.63)	Aa3/AA- NA	1.45 1.41
64952WEQ2	NEW YORK LIFE GLOBAL FUNDING 3.25 04/07/2027	3,000,000.00	06/06/2022 3.70%	2,940,300.00 2,981,284.52	99.10 3.87%	2,972,949.06 47,125.00	0.29% (8,335.46)	Aa1/AA+ AAA	1.52 1.44
023135CF1	AMAZON.COM INC 3.3 04/13/2027	8,000,000.00	-- 3.38%	7,972,280.00 7,991,315.65	99.27 3.80%	7,941,389.12 123,200.00	0.79% (49,926.53)	A1/AA AA-	1.53 1.46
037833CR9	APPLE INC 3.2 05/11/2027	2,000,000.00	06/28/2022 3.72%	1,953,360.00 1,984,584.64	99.17 3.73%	1,983,466.80 24,888.89	0.20% (1,117.84)	Aaa/AA+ NA	1.61 1.54

HOLDINGS REPORT



City of Mountain View Cons Non SRPC | Account #915 | As of September 30, 2025

Cusip	Security Description	Par Value/ Units	Purchase Date Purchase Yield	Cost Value Book Value	Mkt Price Mkt YTM	Market Value Accrued Int.	% of Port. Gain/Loss	Moody's/ S&P/ Fitch	Maturity Duration
66815L2K4	NORTHWESTERN MUTUAL GLOBAL FUNDING 4.35 09/15/2027	2,500,000.00	11/16/2022 4.88%	2,443,275.00 2,477,013.82	100.81 3.92%	2,520,235.05 4,833.33	0.25% 43,221.23	Aa1/AA+ AAA	1.96 1.86
92826CAH5	VISA INC 2.75 09/15/2027	2,500,000.00	08/17/2023 4.92%	2,302,375.00 2,405,044.25	98.14 3.75%	2,453,453.83 3,055.56	0.24% 48,409.58	Aa3/AA- NA	1.96 1.88
037833DK3	APPLE INC 3.0 11/13/2027	2,500,000.00	01/12/2023 3.98%	2,392,750.00 2,452,922.06	98.68 3.65%	2,467,080.43 28,750.00	0.24% 14,158.37	Aaa/AA+ NA	2.12 2.01
742718FZ7	PROCTER & GAMBLE CO 3.95 01/26/2028	3,000,000.00	03/20/2023 4.02%	2,991,240.00 2,995,810.43	100.48 3.73%	3,014,543.49 21,395.83	0.30% 18,733.06	Aa3/AA- NA	2.32 2.18
194162AR4	COLGATE-PALMOLIVE CO 4.6 03/01/2028	3,000,000.00	02/28/2023 4.62%	2,997,480.00 2,998,782.78	101.77 3.82%	3,053,197.74 11,500.00	0.30% 54,414.96	Aa3/A+ NA	2.42 2.19
931142FB4	WALMART INC 3.9 04/15/2028	2,500,000.00	04/13/2023 3.95%	2,493,950.00 2,496,925.25	100.36 3.75%	2,508,981.13 44,958.33	0.25% 12,055.88	Aa2/AA AA	2.54 2.28
341081GN1	FLORIDA POWER & LIGHT CO 4.4 05/15/2028	5,000,000.00	-- 4.78%	4,929,100.00 4,955,563.08	101.13 3.94%	5,056,353.55 83,111.11	0.50% 100,790.47	Aa2/A+ AA-	2.62 2.27
30303M8L9	META PLATFORMS INC 4.6 05/15/2028	4,700,000.00	-- 4.70%	4,683,115.00 4,688,951.38	102.05 3.77%	4,796,186.77 81,675.56	0.47% 107,235.39	Aa3/AA- NA	2.62 2.34
64952WFD0	NEW YORK LIFE GLOBAL FUNDING 4.9 06/13/2028	3,000,000.00	08/17/2023 5.36%	2,942,160.00 2,967,559.59	102.25 4.01%	3,067,423.77 44,100.00	0.30% 99,864.18	Aa1/AA+ AAA	2.70 2.48
12572QAJ4	CME GROUP INC 3.75 06/15/2028	3,850,000.00	07/11/2023 4.69%	3,691,957.50 3,763,204.01	99.73 3.85%	3,839,739.44 42,510.42	0.38% 76,535.43	Aa3/AA- AA-	2.71 2.52
63743HFZ0	NATIONAL RURAL UTILITIES COOPERATIVE FINANCE CORP 4.15 08/25/2028	1,500,000.00	08/19/2025 4.19%	1,498,320.00 1,498,376.72	100.27 4.05%	1,504,054.28 6,225.00	0.15% 5,677.56	A2/NA A	2.90 2.62
59217GFR5	METROPOLITAN LIFE GLOBAL FUNDING I 4.85 01/08/2029	3,000,000.00	02/12/2024 5.03%	2,976,780.00 2,984,498.38	102.08 4.16%	3,062,330.82 33,545.83	0.30% 77,832.44	Aa3/AA- AA-	3.27 2.97
66815L2Q1	NORTHWESTERN MUTUAL GLOBAL FUNDING 4.71 01/10/2029	700,000.00	07/29/2024 4.63%	702,205.00 701,624.24	101.75 4.13%	712,232.82 7,418.25	0.07% 10,608.58	Aa1/AA+ AAA	3.28 2.98
57629W5B2	MASSMUTUAL GLOBAL FUNDING II 4.85 01/17/2029	5,000,000.00	-- 5.06%	4,954,225.00 4,968,948.90	102.15 4.14%	5,107,652.75 49,847.22	0.51% 138,703.85	Aa3/AA+ AA+	3.30 3.00
742718GF0	PROCTER & GAMBLE CO 4.35 01/29/2029	1,500,000.00	02/12/2024 4.42%	1,495,080.00 1,496,696.46	101.63 3.82%	1,524,510.78 11,237.50	0.15% 27,814.33	Aa3/AA- NA	3.33 2.98
95000U3T8	WELLS FARGO & CO 4.97 04/23/2029	3,500,000.00	06/27/2025 4.44%	3,547,880.00 3,543,548.44	101.90 4.53%	3,566,645.46 76,344.72	0.35% 23,097.02	A1/BBB+ A+	3.56 2.34

HOLDINGS REPORT



City of Mountain View Cons Non SRPC | Account #915 | As of September 30, 2025

Cusip	Security Description	Par Value/ Units	Purchase Date Purchase Yield	Cost Value Book Value	Mkt Price Mkt YTM	Market Value Accrued Int.	% of Port. Gain/Loss	Moody's/ S&P/ Fitch	Maturity Duration
09247XAP6	BLACKROCK FINANCE INC 3.25 04/30/2029	2,500,000.00	05/09/2024 4.89%	2,320,975.00 2,370,940.06	97.77 3.92%	2,444,280.35 34,079.86	0.24% 73,340.29	Aa3/AA- NA	3.58 3.30
341081GT8	FLORIDA POWER & LIGHT CO 5.15 06/15/2029	3,000,000.00	06/13/2024 4.82%	3,041,594.26 3,030,482.01	103.77 4.04%	3,113,155.02 45,491.67	0.31% 82,673.01	Aa2/A+ AA-	3.71 3.18
025816EJ4	AMERICAN EXPRESS CO 4.351 07/20/2029	3,000,000.00	-- 4.36%	2,999,402.60 2,999,430.50	100.59 4.33%	3,017,699.73 23,930.50	0.30% 18,269.23	A2/A- A	3.80 2.60
06051GHM4	BANK OF AMERICA CORP 4.271 07/23/2029	3,500,000.00	05/14/2025 4.80%	3,445,645.00 3,452,130.27	100.35 4.49%	3,512,112.00 28,236.06	0.35% 59,981.72	A1/A- AA-	3.81 2.61
14913UAX8	CATERPILLAR FINANCIAL SERVICES CORP 4.8 01/08/2030	3,500,000.00	03/25/2025 4.55%	3,537,590.00 3,533,527.96	103.10 4.00%	3,608,440.12 38,733.33	0.36% 74,912.16	A2/A A+	4.27 3.80
89236TNA9	TOYOTA MOTOR CREDIT CORP 4.95 01/09/2030	3,500,000.00	04/21/2025 4.82%	3,518,585.00 3,516,837.60	103.01 4.17%	3,605,340.87 39,462.50	0.36% 88,503.26	A1/A+ A+	4.28 3.79
46647PEB8	JPMORGAN CHASE & CO 5.012 01/23/2030	3,500,000.00	03/25/2025 4.73%	3,533,810.00 3,529,242.39	102.45 4.48%	3,585,577.35 33,134.89	0.35% 56,334.96	A1/A AA-	4.31 3.01
91324PEQ1	UNITEDHEALTH GROUP INC 5.3 02/15/2030	3,500,000.00	05/12/2025 4.66%	3,591,385.00 3,583,701.47	104.10 4.26%	3,643,504.90 23,702.78	0.36% 59,803.43	A2/A+ A	4.38 3.73
61747YFQ3	MORGAN STANLEY 5.656 04/18/2030	3,500,000.00	04/29/2025 4.72%	3,617,705.00 3,605,195.29	104.42 4.52%	3,654,750.96 89,631.89	0.36% 49,555.67	A1/A- A+	4.55 3.13
40139LBK8	GUARDIAN LIFE GLOBAL FUNDING 4.798 04/28/2030	3,000,000.00	07/30/2025 4.50%	3,037,980.00 3,036,620.44	102.21 4.26%	3,066,155.31 61,174.50	0.30% 29,534.87	Aa1/AA+ NA	4.57 4.00
747525BU6	QUALCOMM INC 4.5 05/20/2030	3,500,000.00	06/27/2025 4.29%	3,531,255.00 3,529,598.75	101.53 4.13%	3,553,533.27 56,875.00	0.35% 23,934.52	A2/A NA	4.64 4.02
74464AAC5	PUBLIC STORAGE OPERATING CO 4.375 07/01/2030	2,500,000.00	07/11/2025 4.61%	2,473,925.00 2,475,061.20	100.46 4.27%	2,511,514.65 27,647.57	0.25% 36,453.45	A2/A NA	4.75 4.14
Total Corporate		134,450,000.00	3.95%	133,601,763.36 134,085,718.94	100.65 4.02%	135,283,250.39 1,358,463.38	13.39% 1,197,531.45		2.58 2.23
LAIF									
90LAIF\$00	Local Agency Investment Fund State Pool	33,030,165.12	-- 4.20%	33,030,165.12 33,030,165.12	1.00 4.20%	33,030,165.12 0.00	3.27% 0.00	NA/NA NA	0.00 0.00
Total LAIF		33,030,165.12	4.20%	33,030,165.12	4.20%	33,030,165.12 0.00	3.27% 0.00		0.00 0.00
MONEY MARKET FUND									

HOLDINGS REPORT



City of Mountain View Cons Non SRPC | Account #915 | As of September 30, 2025

Cusip	Security Description	Par Value/ Units	Purchase Date Purchase Yield	Cost Value Book Value	Mkt Price Mkt YTM	Market Value Accrued Int.	% of Port. Gain/Loss	Moody's/ S&P/ Fitch	Maturity Duration
VP4580008	PRINCIPAL GOVT MM INSTL	27,033,905.40	-- 3.98%	27,033,905.40 27,033,905.40	1.00 3.98%	27,033,905.40 0.00	2.68% 0.00	NA/NA NA	0.00 0.00
31846V203	FIRST AMER:GVT OBLG Y	1,307,675.26	-- 3.73%	1,307,675.26 1,307,675.26	1.00 3.73%	1,307,675.26 0.00	0.13% 0.00	Aaa/ AAAm AAA	0.00 0.00
Total Money Market Fund		28,341,580.66	3.97%	28,341,580.66	1.00 3.97%	28,341,580.66 0.00	2.80% 0.00		0.00 0.00

MUNICIPAL BONDS									
624410HP4	MOUNTAIN VIEW CALIF SHORELINE REGL PK CMNTY 3.885 08/01/2026	760,000.00	11/28/2018 3.89%	760,000.00 760,000.00	99.83 4.09%	758,715.60 4,921.00	0.08% (1,284.40)	NA/A+ NA	0.84 0.81
624410HR0	MOUNTAIN VIEW CALIF SHORELINE REGL PK CMNTY 4.085 08/01/2028	400,000.00	11/28/2018 4.09%	400,000.00 400,000.00	99.68 4.21%	398,700.00 2,723.33	0.04% (1,300.00)	NA/A+ NA	2.84 2.63
624410HT6	MOUNTAIN VIEW CALIF SHORELINE REGL PK CMNTY 4.185 08/01/2030	1,240,000.00	11/28/2018 4.19%	1,240,000.00 1,240,000.00	99.26 4.36%	1,230,805.40 8,649.00	0.12% (9,194.60)	NA/A+ NA	4.84 4.30
Total Municipal Bonds		2,400,000.00	4.07%	2,400,000.00	99.51 4.25%	2,388,221.00 16,293.33	0.24% (11,779.00)		3.23 2.91

SUPRANATIONAL									
45950VPU4	INTERNATIONAL FINANCE CORP 0.75 03/23/2026	4,000,000.00	04/27/2021 0.89%	3,972,240.00 3,997,317.05	98.38 4.21%	3,935,185.60 666.67	0.39% (62,131.45)	Aaa/AAA NA	0.48 0.47
4581X0DV7	INTER-AMERICAN DEVELOPMENT BANK 0.875 04/20/2026	8,000,000.00	04/27/2021 0.92%	7,981,752.00 7,997,980.26	98.33 3.95%	7,866,689.84 31,305.56	0.78% (131,290.42)	Aaa/AAA NA	0.55 0.54
459058JX2	INTERNATIONAL BANK FOR RECONSTRUCTION AND DEVELOPM 0.875 07/15/2026	7,000,000.00	08/18/2021 0.80%	7,026,810.00 7,004,296.19	97.69 3.87%	6,838,543.88 12,930.56	0.68% (165,752.31)	Aaa/AAA NA	0.79 0.77
45950KCX6	INTERNATIONAL FINANCE CORP 0.75 10/08/2026	9,000,000.00	11/18/2021 1.25%	8,785,557.00 8,955,284.31	96.92 3.86%	8,722,763.10 32,437.50	0.86% (232,521.21)	Aaa/AAA NA	1.02 0.99
459058KJ1	INTERNATIONAL BANK FOR RECONSTRUCTION AND DEVELOPM 3.125 06/15/2027	5,000,000.00	07/20/2022 3.29%	4,962,600.00 4,987,004.02	99.05 3.70%	4,952,556.60 46,006.94	0.49% (34,447.42)	Aaa/AAA NA	1.71 1.63

HOLDINGS REPORT



City of Mountain View Cons Non SRPC | Account #915 | As of September 30, 2025

Cusip	Security Description	Par Value/ Units	Purchase Date Purchase Yield	Cost Value Book Value	Mkt Price Mkt YTM	Market Value Accrued Int.	% of Port. Gain/Loss	Moody's/ S&P/ Fitch	Maturity Duration
4581X0CY2	INTER-AMERICAN DEVELOPMENT BANK 2.375 07/07/2027	10,000,000.00	09/19/2022 3.80%	9,381,737.60 9,772,349.35	97.75 3.70%	9,775,190.40 55,416.67	0.97% 2,841.05	Aaa/NA AAA	1.77 1.70
459058JW4	INTERNATIONAL BANK FOR RECONSTRUCTION AND DEVELOPM 1.375 04/20/2028	7,000,000.00	11/30/2023 4.47%	6,145,125.00 6,502,967.25	94.46 3.67%	6,612,365.48 43,045.14	0.65% 109,398.23	Aaa/AAA NA	2.56 2.45
459058KW2	INTERNATIONAL BANK FOR RECONSTRUCTION AND DEVELOPM 4.625 08/01/2028	10,000,000.00	10/25/2023 5.01%	9,840,410.00 9,905,180.45	102.53 3.68%	10,253,110.70 77,083.33	1.01% 347,930.25	Aaa/AAA NA	2.84 2.62
4581X0EN4	INTER-AMERICAN DEVELOPMENT BANK 4.125 02/15/2029	10,000,000.00	03/25/2024 4.33%	9,908,600.00 9,936,935.53	101.33 3.70%	10,133,286.50 52,708.33	1.00% 196,350.97	Aaa/AAA NA	3.38 3.11
45950KDHO	INTERNATIONAL FINANCE CORP 4.25 07/02/2029	5,920,000.00	08/28/2024 3.71%	6,061,014.40 6,029,270.21	101.81 3.73%	6,026,945.92 62,201.11	0.60% (2,324.28)	Aaa/AAA NA	3.75 3.41
459058LR2	INTERNATIONAL BANK FOR RECONSTRUCTION AND DEVELOPM 4.125 03/20/2030	10,000,000.00	03/28/2025 4.09%	10,015,500.00 10,013,928.65	101.48 3.76%	10,148,071.10 12,604.17	1.00% 134,142.45	Aaa/AAA NA	4.47 4.05
459058KU6	INTERNATIONAL BANK FOR RECONSTRUCTION AND DEVELOPM 4.0 07/25/2030	5,000,000.00	09/29/2025 3.75%	5,054,150.00 5,054,119.22	100.94 3.78%	5,046,967.85 36,666.67	0.50% (7,151.37)	Aaa/AAA NA	4.82 4.32
Total				89,135,496.00	99.39	90,311,676.97	8.94%		2.42
Supranational		90,920,000.00	3.19%	90,156,632.49	3.78%	463,072.64	155,044.49		2.25

US TREASURY									
91282CAT8	UNITED STATES TREASURY 0.25 10/31/2025	15,000,000.00	-- 2.07%	14,107,617.19 14,978,807.87	99.68 4.14%	14,952,593.25 15,692.93	1.48% (26,214.62)	Aa1/AA+ AA+	0.08 0.08
912828M56	UNITED STATES TREASURY 2.25 11/15/2025	10,000,000.00	10/29/2024 4.28%	9,795,312.50 9,975,824.31	99.79 3.95%	9,978,906.20 84,986.41	0.99% 3,081.89	Aa1/AA+ AA+	0.13 0.12
91282CBC4	UNITED STATES TREASURY 0.375 12/31/2025	10,000,000.00	01/21/2021 0.45%	9,964,843.75 9,998,226.60	99.10 4.05%	9,909,882.80 9,476.90	0.98% (88,343.80)	Aa1/AA+ AA+	0.25 0.24
91282CBH3	UNITED STATES TREASURY 0.375 01/31/2026	12,000,000.00	02/23/2021 0.57%	11,883,750.00 11,992,129.58	98.81 4.01%	11,857,171.92 7,581.52	1.17% (134,957.66)	Aa1/AA+ AA+	0.34 0.33
912828P46	UNITED STATES TREASURY 1.625 02/15/2026	3,000,000.00	11/18/2022 4.23%	2,766,093.75 2,972,934.83	99.14 3.95%	2,974,335.93 6,226.22	0.29% 1,401.10	Aa1/AA+ AA+	0.38 0.37
91282CBQ3	UNITED STATES TREASURY 0.5 02/28/2026	10,000,000.00	03/12/2021 0.85%	9,831,640.63 9,986,070.65	98.61 3.90%	9,861,250.00 4,281.77	0.98% (124,820.65)	Aa1/AA+ AA+	0.41 0.41

HOLDINGS REPORT



City of Mountain View Cons Non SRPC | Account #915 | As of September 30, 2025

Cusip	Security Description	Par Value/ Units	Purchase Date Purchase Yield	Cost Value Book Value	Mkt Price Mkt YTM	Market Value Accrued Int.	% of Port. Gain/Loss	Moody's/ S&P/ Fitch	Maturity Duration
91282CGV7	UNITED STATES TREASURY 3.75 04/15/2026	10,000,000.00	08/28/2024 3.99%	9,962,500.00 9,987,626.26	99.96 3.83%	9,995,507.80 173,155.74	0.99% 7,881.54	Aa1/AA+ AA+	0.54 0.52
912828R36	UNITED STATES TREASURY 1.625 05/15/2026	12,000,000.00	05/17/2021 0.83%	12,466,875.00 12,057,879.18	98.67 3.80%	11,840,531.28 73,654.89	1.17% (217,347.90)	Aa1/AA+ AA+	0.62 0.61
91282CCF6	UNITED STATES TREASURY 0.75 05/31/2026	10,000,000.00	-- 2.89%	9,212,695.32 9,867,210.47	97.99 3.84%	9,799,414.10 25,204.92	0.97% (67,796.37)	Aa1/AA+ AA+	0.67 0.65
91282CCP4	UNITED STATES TREASURY 0.625 07/31/2026	15,000,000.00	-- 1.60%	14,409,570.31 14,885,945.68	97.44 3.78%	14,615,859.30 15,794.84	1.45% (270,086.38)	Aa1/AA+ AA+	0.83 0.81
91282CCW9	UNITED STATES TREASURY 0.75 08/31/2026	17,000,000.00	-- 1.10%	16,722,304.69 16,947,877.97	97.32 3.76%	16,544,851.52 10,918.51	1.64% (403,026.45)	Aa1/AA+ AA+	0.92 0.90
91282CCZ2	UNITED STATES TREASURY 0.875 09/30/2026	16,000,000.00	-- 1.66%	15,450,000.00 15,881,146.72	97.24 3.72%	15,557,875.04 384.62	1.54% (323,271.68)	Aa1/AA+ AA+	1.00 0.98
91282CDG3	UNITED STATES TREASURY 1.125 10/31/2026	3,000,000.00	01/27/2023 3.77%	2,724,375.00 2,920,647.32	97.27 3.72%	2,918,085.93 14,123.64	0.29% (2,561.39)	Aa1/AA+ AA+	1.08 1.05
91282CDK4	UNITED STATES TREASURY 1.25 11/30/2026	9,000,000.00	12/09/2021 1.24%	9,004,570.31 9,001,069.59	97.21 3.72%	8,748,632.79 37,807.38	0.87% (252,436.80)	Aa1/AA+ AA+	1.17 1.13
91282CJT9	UNITED STATES TREASURY 4.0 01/15/2027	5,000,000.00	06/26/2024 4.61%	4,927,343.75 4,963,282.09	100.38 3.70%	5,018,750.00 42,391.30	0.50% 55,467.91	Aa1/AA+ AA+	1.29 1.24
912828Z78	UNITED STATES TREASURY 1.5 01/31/2027	5,000,000.00	02/14/2022 1.91%	4,902,343.75 4,973,739.04	97.17 3.70%	4,858,593.75 12,635.87	0.48% (115,145.29)	Aa1/AA+ AA+	1.34 1.30
912828V98	UNITED STATES TREASURY 2.25 02/15/2027	5,000,000.00	03/22/2022 2.40%	4,965,039.06 4,990,195.31	98.09 3.69%	4,904,492.20 14,368.21	0.49% (85,703.11)	Aa1/AA+ AA+	1.38 1.33
91282CEF4	UNITED STATES TREASURY 2.5 03/31/2027	10,000,000.00	04/14/2022 2.76%	9,878,906.25 9,963,491.34	98.31 3.67%	9,831,250.00 686.81	0.97% (132,241.34)	Aa1/AA+ AA+	1.50 1.45
912828ZN3	UNITED STATES TREASURY 0.5 04/30/2027	5,000,000.00	06/01/2022 2.95%	4,442,968.75 4,821,054.10	95.21 3.65%	4,760,351.55 10,461.96	0.47% (60,702.55)	Aa1/AA+ AA+	1.58 1.55
912828X88	UNITED STATES TREASURY 2.375 05/15/2027	20,500,000.00	-- 3.81%	19,370,507.82 20,063,639.43	97.99 3.66%	20,088,398.54 183,901.15	1.99% 24,759.11	Aa1/AA+ AA+	1.62 1.56
91282CET4	UNITED STATES TREASURY 2.625 05/31/2027	3,000,000.00	03/14/2023 3.96%	2,846,484.38 2,939,412.24	98.34 3.66%	2,950,312.50 26,465.16	0.29% 10,900.26	Aa1/AA+ AA+	1.67 1.60
91282CFB2	UNITED STATES TREASURY 2.75 07/31/2027	15,000,000.00	-- 3.73%	14,407,031.26 14,754,380.96	98.44 3.64%	14,765,625.00 69,497.28	1.46% 11,244.04	Aa1/AA+ AA+	1.83 1.76
9128282R0	UNITED STATES TREASURY 2.25 08/15/2027	10,000,000.00	10/20/2022 4.44%	9,058,593.75 9,634,462.50	97.52 3.63%	9,751,953.10 28,736.41	0.97% 117,490.60	Aa1/AA+ AA+	1.87 1.81
912810FA1	UNITED STATES TREASURY 6.375 08/15/2027	5,000,000.00	01/11/2023 3.77%	5,543,750.00 5,221,587.86	105.00 3.58%	5,250,195.30 40,709.92	0.52% 28,607.44	Aa1/AA+ AA+	1.87 1.75

HOLDINGS REPORT



City of Mountain View Cons Non SRPC | Account #915 | As of September 30, 2025

Cusip	Security Description	Par Value/ Units	Purchase Date Purchase Yield	Cost Value Book Value	Mkt Price Mkt YTM	Market Value Accrued Int.	% of Port. Gain/Loss	Moody's/ S&P/ Fitch	Maturity Duration
91282CFH9	UNITED STATES TREASURY 3.125 08/31/2027	5,000,000.00	02/23/2023 4.20%	4,780,859.38 4,907,107.77	99.07 3.63%	4,953,710.95 13,380.52	0.49% 46,603.18	Aa1/AA+ AA+	1.92 1.84
91282CAL5	UNITED STATES TREASURY 0.375 09/30/2027	10,000,000.00	11/08/2022 4.35%	8,267,578.13 9,292,869.24	93.81 3.62%	9,380,859.40 103.02	0.93% 87,990.16	Aa1/AA+ AA+	2.00 1.96
91282CFM8	UNITED STATES TREASURY 4.125 09/30/2027	8,000,000.00	03/14/2023 3.86%	8,087,500.00 8,038,426.20	100.96 3.62%	8,077,187.52 906.59	0.80% 38,761.32	Aa1/AA+ AA+	2.00 1.90
91282CFU0	UNITED STATES TREASURY 4.125 10/31/2027	15,000,000.00	-- 3.92%	15,135,156.25 15,057,261.83	101.02 3.61%	15,152,343.75 258,933.42	1.50% 95,081.92	Aa1/AA+ AA+	2.08 1.95
9128283F5	UNITED STATES TREASURY 2.25 11/15/2027	7,000,000.00	01/27/2023 3.65%	6,570,976.56 6,810,220.80	97.22 3.62%	6,805,312.50 59,490.49	0.67% (4,908.30)	Aa1/AA+ AA+	2.13 2.03
91282CFZ9	UNITED STATES TREASURY 3.875 11/30/2027	7,000,000.00	09/26/2024 3.55%	7,067,812.50 7,046,222.50	100.53 3.62%	7,036,914.08 91,157.79	0.70% (9,308.42)	Aa1/AA+ AA+	2.17 2.03
91282CGC9	UNITED STATES TREASURY 3.875 12/31/2027	10,000,000.00	03/14/2023 3.82%	10,023,437.50 10,010,982.98	100.55 3.62%	10,055,078.10 97,927.99	1.00% 44,095.12	Aa1/AA+ AA+	2.25 2.12
91282CGH8	UNITED STATES TREASURY 3.5 01/31/2028	14,000,000.00	06/13/2023 3.99%	13,711,523.44 13,854,738.75	99.73 3.62%	13,962,812.50 82,554.35	1.38% 108,073.75	Aa1/AA+ AA+	2.34 2.21
9128283W8	UNITED STATES TREASURY 2.75 02/15/2028	10,000,000.00	04/20/2023 3.77%	9,552,343.75 9,779,728.74	98.02 3.63%	9,801,953.10 35,122.28	0.97% 22,224.36	Aa1/AA+ AA+	2.38 2.26
91282CMS7	UNITED STATES TREASURY 3.875 03/15/2028	5,000,000.00	05/29/2025 3.90%	4,996,875.00 4,997,254.90	100.63 3.60%	5,031,445.30 8,563.54	0.50% 34,190.40	Aa1/AA+ AA+	2.46 2.32
91282CGT2	UNITED STATES TREASURY 3.625 03/31/2028	7,000,000.00	10/31/2023 4.82%	6,669,687.50 6,813,239.31	100.03 3.61%	7,001,914.08 697.12	0.69% 188,674.77	Aa1/AA+ AA+	2.50 2.37
9128284N7	UNITED STATES TREASURY 2.875 05/15/2028	15,000,000.00	-- 4.01%	14,307,421.88 14,595,832.30	98.13 3.63%	14,719,335.90 162,890.63	1.46% 123,503.60	Aa1/AA+ AA+	2.62 2.47
91282CCRO	UNITED STATES TREASURY 1.0 07/31/2028	10,000,000.00	09/14/2023 4.43%	8,511,718.75 9,136,429.40	92.97 3.63%	9,297,265.60 16,847.83	0.92% 160,836.20	Aa1/AA+ AA+	2.84 2.74
91282CHQ7	UNITED STATES TREASURY 4.125 07/31/2028	10,000,000.00	05/29/2024 4.70%	9,783,593.75 9,853,076.78	101.33 3.63%	10,132,812.50 69,497.28	1.00% 279,735.72	Aa1/AA+ AA+	2.84 2.64
9128284V9	UNITED STATES TREASURY 2.875 08/15/2028	10,000,000.00	12/22/2023 3.92%	9,559,375.00 9,727,788.21	97.96 3.63%	9,795,703.10 36,718.75	0.97% 67,914.89	Aa1/AA+ AA+	2.88 2.72
91282CJA0	UNITED STATES TREASURY 4.625 09/30/2028	15,000,000.00	11/29/2023 4.34%	15,182,812.50 15,113,287.88	102.81 3.63%	15,421,875.00 1,905.91	1.53% 308,587.12	Aa1/AA+ AA+	3.00 2.79
9128285M8	UNITED STATES TREASURY 3.125 11/15/2028	20,000,000.00	-- 4.10%	19,164,062.50 19,450,203.58	98.48 3.64%	19,695,312.40 236,073.37	1.95% 245,108.82	Aa1/AA+ AA+	3.13 2.91
91282CDP3	UNITED STATES TREASURY 1.375 12/31/2028	10,000,000.00	03/28/2024 4.22%	8,785,546.88 9,170,566.25	93.11 3.65%	9,310,546.90 34,748.64	0.92% 139,980.65	Aa1/AA+ AA+	3.25 3.12

HOLDINGS REPORT



City of Mountain View Cons Non SRPC | Account #915 | As of September 30, 2025

Cusip	Security Description	Par Value/ Units	Purchase Date Purchase Yield	Cost Value Book Value	Mkt Price Mkt YTM	Market Value Accrued Int.	% of Port. Gain/Loss	Moody's/ S&P/ Fitch	Maturity Duration
9128286B1	UNITED STATES TREASURY 2.625 02/15/2029	6,000,000.00	02/27/2025 4.10%	5,679,375.00 5,726,981.61	96.76 3.65%	5,805,468.72 20,115.49	0.57% 78,487.11	Aa1/AA+ AA+	3.38 3.18
91282CEE7	UNITED STATES TREASURY 2.375 03/31/2029	16,000,000.00	-- 4.45%	14,632,656.25 14,960,632.74	95.82 3.66%	15,331,249.92 1,043.96	1.52% 370,617.18	Aa1/AA+ AA+	3.50 3.31
91282CEM9	UNITED STATES TREASURY 2.875 04/30/2029	10,000,000.00	05/29/2024 4.65%	9,228,125.00 9,438,284.73	97.35 3.67%	9,735,156.20 120,312.50	0.96% 296,871.47	Aa1/AA+ AA+	3.58 3.32
91282CES6	UNITED STATES TREASURY 2.75 05/31/2029	15,000,000.00	-- 4.25%	14,057,812.50 14,258,419.53	96.86 3.67%	14,528,320.35 138,627.05	1.44% 269,900.82	Aa1/AA+ AA+	3.67 3.41
91282CFC0	UNITED STATES TREASURY 2.625 07/31/2029	5,000,000.00	08/28/2024 3.67%	4,765,625.00 4,817,534.43	96.24 3.68%	4,812,109.40 22,112.77	0.48% (5,425.03)	Aa1/AA+ AA+	3.83 3.58
91282CFJ5	UNITED STATES TREASURY 3.125 08/31/2029	15,000,000.00	-- 3.70%	14,629,687.50 14,690,411.06	97.95 3.69%	14,692,968.75 40,141.57	1.45% 2,557.69	Aa1/AA+ AA+	3.92 3.64
91282CFL0	UNITED STATES TREASURY 3.875 09/30/2029	18,000,000.00	-- 4.23%	17,729,375.00 17,773,201.24	100.68 3.69%	18,123,046.92 1,916.21	1.79% 349,845.68	Aa1/AA+ AA+	4.00 3.67
91282CFT3	UNITED STATES TREASURY 4.0 10/31/2029	16,000,000.00	-- 4.27%	15,811,250.00 15,839,934.72	101.13 3.70%	16,180,000.00 267,826.09	1.60% 340,065.28	Aa1/AA+ AA+	4.08 3.68
91282CFY2	UNITED STATES TREASURY 3.875 11/30/2029	12,000,000.00	01/29/2025 4.34%	11,756,250.00 11,789,946.88	100.64 3.71%	12,077,343.72 156,270.49	1.20% 287,396.84	Aa1/AA+ AA+	4.17 3.77
91282CMA6	UNITED STATES TREASURY 4.125 11/30/2029	8,000,000.00	06/27/2025 3.75%	8,120,000.00 8,113,085.50	101.61 3.70%	8,128,750.00 110,901.64	0.80% 15,664.50	Aa1/AA+ AA+	4.17 3.75
91282CMD0	UNITED STATES TREASURY 4.375 12/31/2029	7,000,000.00	06/27/2025 3.78%	7,171,171.88 7,161,494.69	102.59 3.71%	7,181,015.66 77,394.70	0.71% 19,520.97	Aa1/AA+ AA+	4.25 3.82
91282CGJ4	UNITED STATES TREASURY 3.5 01/31/2030	12,000,000.00	02/26/2025 4.11%	11,678,437.50 11,717,046.45	99.15 3.71%	11,898,281.28 70,760.87	1.18% 181,234.83	Aa1/AA+ AA+	4.34 3.96
912828Z94	UNITED STATES TREASURY 1.5 02/15/2030	17,000,000.00	-- 4.06%	15,073,906.25 15,288,469.99	91.19 3.70%	15,502,539.02 32,567.93	1.53% 214,069.03	Aa1/AA+ AA+	4.38 4.16
912828ZQ6	UNITED STATES TREASURY 0.625 05/15/2030	10,000,000.00	05/29/2025 4.01%	8,492,187.50 8,595,428.11	86.93 3.73%	8,692,968.80 23,607.34	0.86% 97,540.69	Aa1/AA+ AA+	4.62 4.46
91282CHF1	UNITED STATES TREASURY 3.75 05/31/2030	10,000,000.00	06/27/2025 3.80%	9,978,125.00 9,979,257.73	100.07 3.73%	10,007,031.20 126,024.59	0.99% 27,773.47	Aa1/AA+ AA+	4.67 4.19
91282CHR5	UNITED STATES TREASURY 4.0 07/31/2030	5,000,000.00	08/28/2025 3.69%	5,067,968.75 5,066,720.58	101.13 3.74%	5,056,445.30 33,695.65	0.50% (10,275.28)	Aa1/AA+ AA+	4.83 4.33
91282CNN7	UNITED STATES TREASURY 3.875 07/31/2030	5,000,000.00	09/29/2025 3.74%	5,030,468.75 5,030,451.49	100.60 3.74%	5,030,078.10 32,642.66	0.50% (373.39)	Aa1/AA+ AA+	4.83 4.35
91282CNX5	UNITED STATES TREASURY 3.625 08/31/2030	10,000,000.00	09/29/2025 3.74%	9,950,000.00 9,950,027.84	99.48 3.74%	9,948,437.50 31,042.82	0.98% (1,590.34)	Aa1/AA+ AA+	4.92 4.45

HOLDINGS REPORT



City of Mountain View Cons Non SRPC | Account #915 | As of September 30, 2025

Cusip	Security Description	Par Value/ Units	Purchase Date Purchase Yield	Cost Value Book Value	Mkt Price Mkt YTM	Market Value Accrued Int.	% of Port. Gain/Loss	Moody's/ S&P/ Fitch	Maturity Duration
Total US Treasury		620,500,000.00	3.46%	597,655,820.37 607,631,208.63	98.40 3.71%	610,098,413.32 3,423,668.22	60.38% 2,467,204.69		2.45 2.29
Total Portfolio		1,019,942,087.58	3.54%	995,245,393.31 1,006,418,341.12	93.06 3.81%	1,010,451,808.44 6,479,952.08	100.00% 4,033,467.32		2.33 2.09
Total Market Value + Accrued						1,016,931,760.52			

TRANSACTION LEDGER



City of Mountain View Cons Non SRPC | Account #915 | As of September 30, 2025

Transaction Type	Settlement Date	CUSIP	Quantity	Security Description	Price	Acq/Disp Yield	Amount	Interest Pur/Sold	Total Amount	Gain/Loss
ACQUISITIONS										
Purchase	09/02/2025	90LAIF\$00	1,200,000.00	Local Agency Investment Fund State Pool	1.000	4.24%	(1,200,000.00)	0.00	(1,200,000.00)	0.00
Purchase	09/02/2025	90LAIF\$00	1,500,000.00	Local Agency Investment Fund State Pool	1.000	4.24%	(1,500,000.00)	0.00	(1,500,000.00)	0.00
Purchase	09/02/2025	VP4580008	519,574.32	PRINCIPAL GOVT MM INSTL	1.000	4.14%	(519,574.32)	0.00	(519,574.32)	0.00
Purchase	09/02/2025	31846V203	69,000.00	FIRST AMER:GVT OBLG Y	1.000	3.90%	(69,000.00)	0.00	(69,000.00)	0.00
Purchase	09/03/2025	31846V203	7,011.05	FIRST AMER:GVT OBLG Y	1.000	3.90%	(7,011.05)	0.00	(7,011.05)	0.00
Purchase	09/08/2025	VP4580008	164,062.50	PRINCIPAL GOVT MM INSTL	1.000	4.14%	(164,062.50)	0.00	(164,062.50)	0.00
Purchase	09/09/2025	90LAIF\$00	900,000.00	Local Agency Investment Fund State Pool	1.000	4.22%	(900,000.00)	0.00	(900,000.00)	0.00
Purchase	09/12/2025	VP4580008	3,065,625.00	PRINCIPAL GOVT MM INSTL	1.000	4.12%	(3,065,625.00)	0.00	(3,065,625.00)	0.00
Purchase	09/15/2025	VP4580008	112,625.00	PRINCIPAL GOVT MM INSTL	1.000	4.12%	(112,625.00)	0.00	(112,625.00)	0.00
Purchase	09/15/2025	VP4580008	124,500.00	PRINCIPAL GOVT MM INSTL	1.000	4.12%	(124,500.00)	0.00	(124,500.00)	0.00
Purchase	09/15/2025	31846V203	231,625.00	FIRST AMER:GVT OBLG Y	1.000	3.93%	(231,625.00)	0.00	(231,625.00)	0.00
Purchase	09/18/2025	90LAIF\$00	1,100,000.00	Local Agency Investment Fund State Pool	1.000	4.21%	(1,100,000.00)	0.00	(1,100,000.00)	0.00
Purchase	09/22/2025	VP4580008	206,250.00	PRINCIPAL GOVT MM INSTL	1.000	3.99%	(206,250.00)	0.00	(206,250.00)	0.00
Purchase	09/23/2025	90LAIF\$00	1,100,000.00	Local Agency Investment Fund State Pool	1.000	4.20%	(1,100,000.00)	0.00	(1,100,000.00)	0.00
Purchase	09/23/2025	VP4580008	50.00	PRINCIPAL GOVT MM INSTL	1.000	3.98%	(50.00)	0.00	(50.00)	0.00
Purchase	09/23/2025	VP4580008	14,041,250.00	PRINCIPAL GOVT MM INSTL	1.000	3.98%	(14,041,250.00)	0.00	(14,041,250.00)	0.00
Purchase	09/24/2025	90LAIF\$00	2,400,000.00	Local Agency Investment Fund State Pool	1.000	4.20%	(2,400,000.00)	0.00	(2,400,000.00)	0.00

TRANSACTION LEDGER



City of Mountain View Cons Non SRPC | Account #915 | As of September 30, 2025

Transaction Type	Settlement Date	CUSIP	Quantity	Security Description	Price	Acq/Disp Yield	Amount	Interest Pur/Sold	Total Amount	Gain/Loss
Purchase	09/25/2025	90LAIF\$00	2,300,000.00	Local Agency Investment Fund State Pool	1.000	4.20%	(2,300,000.00)	0.00	(2,300,000.00)	0.00
Purchase	09/26/2025	90LAIF\$00	900,000.00	Local Agency Investment Fund State Pool	1.000	4.20%	(900,000.00)	0.00	(900,000.00)	0.00
Purchase	09/30/2025	VP4580008	4,395,000.00	PRINCIPAL GOVT MM INSTL	1.000	3.98%	(4,395,000.00)	0.00	(4,395,000.00)	0.00
Purchase	09/30/2025	459058KU6	5,000,000.00	INTERNATIONAL BANK FOR RECONSTRUCTION AND DEVELOPM 4.0 07/25/2030	101.083	3.75%	(5,054,150.00)	(36,111.11)	(5,090,261.11)	0.00
Purchase	09/30/2025	91282CNX5	10,000,000.00	UNITED STATES TREASURY 3.625 08/31/2030	99.500	3.74%	(9,950,000.00)	(30,041.44)	(9,980,041.44)	0.00
Purchase	09/30/2025	91282CNN7	5,000,000.00	UNITED STATES TREASURY 3.875 07/31/2030	100.609	3.74%	(5,030,468.75)	(32,116.17)	(5,062,584.92)	0.00
Total Purchase			54,336,572.87				(54,371,191.62)	(98,268.72)	(54,469,460.34)	0.00
TOTAL ACQUISITIONS			54,336,572.87				(54,371,191.62)	(98,268.72)	(54,469,460.34)	0.00
DISPOSITIONS										
Maturity	09/12/2025	3130ATHT7	(3,000,000.00)	FEDERAL HOME LOAN BANKS 4.375 09/12/2025	100.000	4.68%	3,000,000.00	0.00	3,000,000.00	0.00
Maturity	09/23/2025	3137EAEX3	(14,000,000.00)	FEDERAL HOME LOAN MORTGAGE CORP 0.375 09/23/2025	100.000	0.85%	14,000,000.00	0.00	14,000,000.00	0.00
Maturity	09/30/2025	91282CAM3	(3,000,000.00)	UNITED STATES TREASURY 0.25 09/30/2025	100.000	2.72%	3,000,000.00	0.00	3,000,000.00	0.00
Total Maturity			(20,000,000.00)				20,000,000.00	0.00	20,000,000.00	0.00
Sale	09/02/2025	90LAIF\$00	(600,000.00)	Local Agency Investment Fund State Pool	1.000	4.24%	600,000.00	0.00	600,000.00	0.00
Sale	09/08/2025	90LAIF\$00	(7,600,000.00)	Local Agency Investment Fund State Pool	1.000	4.23%	7,600,000.00	0.00	7,600,000.00	0.00
Sale	09/08/2025	31846V203	(8,505.34)	FIRST AMER:GVT OBLG Y	1.000	3.93%	8,505.34	0.00	8,505.34	0.00

TRANSACTION LEDGER



City of Mountain View Cons Non SRPC | Account #915 | As of September 30, 2025

Transaction Type	Settlement Date	CUSIP	Quantity	Security Description	Price	Acq/Disp Yield	Amount	Interest Pur/Sold	Total Amount	Gain/Loss
Sale	09/09/2025	90LAIF\$00	(1,200,000.00)	Local Agency Investment Fund State Pool	1.000	4.22%	1,200,000.00	0.00	1,200,000.00	0.00
Sale	09/15/2025	90LAIF\$00	(3,400,000.00)	Local Agency Investment Fund State Pool	1.000	4.21%	3,400,000.00	0.00	3,400,000.00	0.00
Sale	09/16/2025	90LAIF\$00	(300,000.00)	Local Agency Investment Fund State Pool	1.000	4.21%	300,000.00	0.00	300,000.00	0.00
Sale	09/19/2025	90LAIF\$00	(3,500,000.00)	Local Agency Investment Fund State Pool	1.000	4.20%	3,500,000.00	0.00	3,500,000.00	0.00
Sale	09/22/2025	90LAIF\$00	(500,000.00)	Local Agency Investment Fund State Pool	1.000	4.20%	500,000.00	0.00	500,000.00	0.00
Sale	09/25/2025	31846V203	(104.17)	FIRST AMER:GVT OBLG Y	1.000	3.73%	104.17	0.00	104.17	0.00
Sale	09/29/2025	90LAIF\$00	(800,000.00)	Local Agency Investment Fund State Pool	1.000	4.20%	800,000.00	0.00	800,000.00	0.00
Sale	09/30/2025	90LAIF\$00	(400,000.00)	Local Agency Investment Fund State Pool	1.000	4.20%	400,000.00	0.00	400,000.00	0.00
Sale	09/30/2025	VP4580008	(20,132,887.47)	PRINCIPAL GOVT MM INSTL	1.000	3.98%	20,132,887.47	0.00	20,132,887.47	0.00
Total Sale			(38,441,496.98)				38,441,496.98	0.00	38,441,496.98	0.00
TOTAL DISPOSITIONS			(58,441,496.98)				58,441,496.98	0.00	58,441,496.98	0.00
OTHER TRANSACTIONS										
Cash Transfer	09/30/2025	CCYUSD	(6,900,000.00)	Cash		0.00%	(6,900,000.00)	0.00	(6,900,000.00)	0.00
Total Cash Transfer			(6,900,000.00)				(6,900,000.00)	0.00	(6,900,000.00)	0.00
Coupon	09/01/2025	194162AR4	0.00	COLGATE-PALMOLIVE CO 4.6 03/01/2028		4.62%	69,000.00	0.00	69,000.00	0.00
Coupon	09/08/2025	3130AV5P3	0.00	FEDERAL HOME LOAN BANKS 4.375 03/08/2030		4.02%	164,062.50	0.00	164,062.50	0.00
Coupon	09/12/2025	3130ATHT7	0.00	FEDERAL HOME LOAN BANKS 4.375 09/12/2025		4.68%	65,625.00	0.00	65,625.00	0.00

TRANSACTION LEDGER



City of Mountain View Cons Non SRPC | Account #915 | As of September 30, 2025

Transaction Type	Settlement Date	CUSIP	Quantity	Security Description	Price	Acq/Disp Yield	Amount	Interest Pur/Sold	Total Amount	Gain/Loss
Coupon	09/13/2025	3130ALN83	0.00	FEDERAL HOME LOAN BANKS 0.75 03/13/2026		0.85%	15,750.00	0.00	15,750.00	0.00
Coupon	09/15/2025	92826CAH5	0.00	VISA INC 2.75 09/15/2027		4.92%	34,375.00	0.00	34,375.00	0.00
Coupon	09/15/2025	66815L2K4	0.00	NORTHWESTERN MUTUAL GLOBAL FUNDING 4.35 09/15/2027		4.88%	54,375.00	0.00	54,375.00	0.00
Coupon	09/15/2025	3130ATY50	0.00	FEDERAL HOME LOAN BANKS 4.15 09/15/2026		4.15%	124,500.00	0.00	124,500.00	0.00
Coupon	09/15/2025	91282CMS7	0.00	UNITED STATES TREASURY 3.875 03/15/2028		3.90%	96,875.00	0.00	96,875.00	0.00
Coupon	09/15/2025	09247XAN1	0.00	BLACKROCK FINANCE INC 3.2 03/15/2027		3.50%	96,000.00	0.00	96,000.00	0.00
Coupon	09/15/2025	084670BS6	0.00	BERKSHIRE HATHAWAY INC 3.125 03/15/2026		1.20%	46,875.00	0.00	46,875.00	0.00
Coupon	09/20/2025	459058LR2	0.00	INTERNATIONAL BANK FOR RECONSTRUCTION AND DEVELOPM 4.125 03/20/2030		4.09%	206,300.00	0.00	206,300.00	0.00
Coupon	09/23/2025	45950VPU4	0.00	INTERNATIONAL FINANCE CORP 0.75 03/23/2026		0.89%	15,000.00	0.00	15,000.00	0.00
Coupon	09/23/2025	3137EAEX3	0.00	FEDERAL HOME LOAN MORTGAGE CORP 0.375 09/23/2025		0.85%	26,250.00	0.00	26,250.00	0.00
Coupon	09/30/2025	91282CGT2	0.00	UNITED STATES TREASURY 3.625 03/31/2028		4.82%	126,875.00	0.00	126,875.00	0.00
Coupon	09/30/2025	91282CEE7	0.00	UNITED STATES TREASURY 2.375 03/31/2029		4.45%	190,000.00	0.00	190,000.00	0.00
Coupon	09/30/2025	91282CAL5	0.00	UNITED STATES TREASURY 0.375 09/30/2027		4.35%	18,750.00	0.00	18,750.00	0.00
Coupon	09/30/2025	91282CJA0	0.00	UNITED STATES TREASURY 4.625 09/30/2028		4.34%	346,875.00	0.00	346,875.00	0.00
Coupon	09/30/2025	91282CFL0	0.00	UNITED STATES TREASURY 3.875 09/30/2029		4.23%	348,750.00	0.00	348,750.00	0.00

TRANSACTION LEDGER



City of Mountain View Cons Non SRPC | Account #915 | As of September 30, 2025

Transaction Type	Settlement Date	CUSIP	Quantity	Security Description	Price	Acq/Disp Yield	Amount	Interest Pur/Sold	Total Amount	Gain/Loss
Coupon	09/30/2025	91282CFM8	0.00	UNITED STATES TREASURY 4.125 09/30/2027		3.86%	165,000.00	0.00	165,000.00	0.00
Coupon	09/30/2025	91282CEF4	0.00	UNITED STATES TREASURY 2.5 03/31/2027		2.76%	125,000.00	0.00	125,000.00	0.00
Coupon	09/30/2025	91282CAM3	0.00	UNITED STATES TREASURY 0.25 09/30/2025		2.72%	3,750.00	0.00	3,750.00	0.00
Coupon	09/30/2025	91282CCZ2	0.00	UNITED STATES TREASURY 0.875 09/30/2026		1.66%	70,000.00	0.00	70,000.00	0.00
Total Coupon			0.00				2,409,987.50	0.00	2,409,987.50	0.00
Custody Fee	09/25/2025	CCYUSD	(104.17)	Cash		0.00%	(104.17)	0.00	(104.17)	0.00
Total Custody Fee			(104.17)				(104.17)	0.00	(104.17)	0.00
Dividend	09/30/2025	31846V203	0.00	FIRST AMER:GVT OBLG Y		3.76%	3,782.62	0.00	3,782.62	0.00
Dividend	09/30/2025	VP4580008	0.00	PRINCIPAL GOVT MM INSTL		3.98%	101,700.79	0.00	101,700.79	0.00
Total Dividend			0.00				105,483.41	0.00	105,483.41	0.00
Management Fee	09/08/2025	CCYUSD	(8,505.34)	Cash		0.00%	(8,505.34)	0.00	(8,505.34)	0.00
Total Management Fee			(8,505.34)				(8,505.34)	0.00	(8,505.34)	0.00
TOTAL OTHER TRANSACTIONS			(6,908,609.51)				(4,393,138.60)	0.00	(4,393,138.60)	0.00

INCOME EARNED



City of Mountain View Cons Non SRPC | Account #915 | As of September 30, 2025

Cusip	Security Description	Trade Date Settle Date Units	Book Value: Begin Book Value: Acq Book Value: Disp Book Value: End	Prior Accrued Inc. Received Ending Accrued Total Interest	Accr. Of Discount Amort. Of Premium Net Accret/Amort Income Earned	Total Income
CASH & EQUIVALENTS						
31846V203	FIRST AMER:GVT OBLG Y	1,307,675.26	1,008,648.72 307,636.05 (8,609.51) 1,307,675.26	0.00 7,011.05 0.00 7,011.05	0.00 0.00 0.00 7,011.05	7,011.05
CCYUSD	Cash	180,066.18	180,066.18 0.00 0.00 180,066.18	0.00 0.00 0.00 0.00	0.00 0.00 0.00 0.00	0.00
CCYUSD	Receivable	520,275.62	822,620.88 0.00 0.00 520,275.62	0.00 0.00 0.00 0.00	0.00 0.00 0.00 0.00	0.00
VP4580008	PRINCIPAL GOVT MM INSTL	27,033,905.40	24,537,856.05 22,628,936.82 (20,132,887.47) 27,033,905.40	0.00 118,324.32 0.00 118,324.32	0.00 0.00 0.00 118,324.32	118,324.32
Total Cash & Equivalents			29,041,922.46	125,335.37	125,335.37	125,335.37
FIXED INCOME						
023135CF1	AMAZON.COM INC 3.3 04/13/2027	8,000,000.00	7,990,849.59 0.00 0.00 7,991,315.65	101,200.00 0.00 123,200.00 22,000.00	466.07 0.00 466.07 22,466.07	22,466.07
025816EJ4	AMERICAN EXPRESS CO 4.351 07/20/2029	3,000,000.00	2,999,418.19 0.00 0.00 2,999,430.50	13,053.00 0.00 23,930.50 10,877.50	12.31 0.00 12.31 10,889.81	10,889.81
037833CR9	APPLE INC 3.2 05/11/2027	2,000,000.00	1,983,796.80 0.00 0.00 1,984,584.64	19,555.56 0.00 24,888.89 5,333.33	787.84 0.00 787.84 6,121.17	6,121.17

INCOME EARNED



City of Mountain View Cons Non SRPC | Account #915 | As of September 30, 2025

Cusip	Security Description	Trade Date Settle Date Units	Book Value: Begin Book Value: Acq Book Value: Disp Book Value: End	Prior Accrued Inc. Received Ending Accrued Total Interest	Accr. Of Discount Amort. Of Premium Net Accret/Amort Income Earned	Total Income
037833DK3	APPLE INC 3.0 11/13/2027	01/12/2023 01/17/2023 2,500,000.00	2,451,094.97 0.00 0.00 2,452,922.06	22,500.00 0.00 28,750.00 6,250.00	1,827.09 0.00 1,827.09 8,077.09	8,077.09
037833EB2	APPLE INC 0.7 02/08/2026	02/22/2021 02/24/2021 3,000,000.00	2,998,369.06 0.00 0.00 2,998,674.86	1,341.67 0.00 3,091.67 1,750.00	305.80 0.00 305.80 2,055.80	2,055.80
06051GHM4	BANK OF AMERICA CORP 4.271 07/23/2029	05/14/2025 05/15/2025 3,500,000.00	3,450,730.58 0.00 0.00 3,452,130.27	15,778.97 0.00 28,236.06 12,457.08	1,399.70 0.00 1,399.70 13,856.78	13,856.78
084670BS6	BERKSHIRE HATHAWAY INC 3.125 03/15/2026	03/17/2021 03/19/2021 3,000,000.00	3,016,250.14 0.00 0.00 3,011,607.25	43,229.17 46,875.00 4,166.67 7,812.50	0.00 (4,642.90) (4,642.90) 3,169.60	3,169.60
09247XAN1	BLACKROCK FINANCE INC 3.2 03/15/2027	6,000,000.00	5,974,809.95 0.00 0.00 5,976,159.41	88,533.33 96,000.00 8,533.33 16,000.00	1,349.47 0.00 1,349.47 17,349.47	17,349.47
09247XAP6	BLACKROCK FINANCE INC 3.25 04/30/2029	05/09/2024 05/13/2024 2,500,000.00	2,367,977.70 0.00 0.00 2,370,940.06	27,309.03 0.00 34,079.86 6,770.83	2,962.36 0.00 2,962.36 9,733.19	9,733.19
12572QAJ4	CME GROUP INC 3.75 06/15/2028	07/11/2023 07/13/2023 3,850,000.00	3,760,568.50 0.00 0.00 3,763,204.01	30,479.17 0.00 42,510.42 12,031.25	2,635.51 0.00 2,635.51 14,666.76	14,666.76
14913UAX8	CATERPILLAR FINANCIAL SERVICES CORP 4.8 01/08/2030	03/25/2025 03/26/2025 3,500,000.00	3,534,172.73 0.00 0.00 3,533,527.96	24,733.33 0.00 38,733.33 14,000.00	0.00 (644.77) (644.77) 13,355.23	13,355.23
194162AR4	COLGATE-PALMOLIVE CO 4.6 03/01/2028	02/28/2023 03/02/2023 3,000,000.00	2,998,741.38 0.00 0.00 2,998,782.78	69,000.00 69,000.00 11,500.00 11,500.00	41.40 0.00 41.40 11,541.40	11,541.40

INCOME EARNED



City of Mountain View Cons Non SRPC | Account #915 | As of September 30, 2025

Cusip	Security Description	Trade Date Settle Date Units	Book Value: Begin Book Value: Acq Book Value: Disp Book Value: End	Prior Accrued Inc. Received Ending Accrued Total Interest	Accr. Of Discount Amort. Of Premium Net Accret/Amort Income Earned	Total Income
30303M8L9	META PLATFORMS INC 4.6 05/15/2028	4,700,000.00	4,688,606.41 0.00 0.00 4,688,951.38	63,658.89 0.00 81,675.56 18,016.67	389.01 (44.04) 344.97 18,361.64	18,361.64
3130A9YY1	FEDERAL HOME LOAN BANKS 2.125 12/11/2026	01/13/2022 01/13/2022 8,000,000.00	8,059,895.56 0.00 0.00 8,056,039.63	37,777.78 0.00 51,944.44 14,166.67	0.00 (3,855.94) (3,855.94) 10,310.73	10,310.73
3130ALN83	FEDERAL HOME LOAN BANKS 0.75 03/13/2026	03/12/2021 03/12/2021 4,200,000.00	4,197,791.49 0.00 0.00 4,198,134.78	14,700.00 15,750.00 1,575.00 2,625.00	343.29 0.00 343.29 2,968.29	2,968.29
3130AMFS6	FEDERAL HOME LOAN BANKS 0.75 06/12/2026	06/16/2021 06/16/2021 5,000,000.00	4,999,007.33 0.00 0.00 4,999,112.19	8,229.17 0.00 11,354.17 3,125.00	104.86 0.00 104.86 3,229.86	3,229.86
3130AHT7	FEDERAL HOME LOAN BANKS 4.375 09/12/2025	10/20/2022 10/20/2022 0.00	2,999,746.65 0.00 (3,000,000.00) 0.00	61,614.58 65,625.00 0.00 4,010.42	253.35 0.00 253.35 4,263.77	4,263.77
3130ATUT2	FEDERAL HOME LOAN BANKS 4.5 12/14/2029	01/29/2025 01/30/2025 12,000,000.00	12,070,728.50 0.00 0.00 12,069,372.68	115,500.00 0.00 160,500.00 45,000.00	0.00 (1,355.82) (1,355.82) 43,644.18	43,644.18
3130ATY50	FEDERAL HOME LOAN BANKS 4.15 09/15/2026	11/18/2022 11/18/2022 6,000,000.00	6,000,000.00 0.00 0.00 6,000,000.00	114,816.67 124,500.00 11,066.67 20,750.00	0.00 0.00 0.00 20,750.00	20,750.00
3130AV5P3	FEDERAL HOME LOAN BANKS 4.375 03/08/2030	04/22/2025 04/23/2025 7,500,000.00	7,609,431.53 0.00 0.00 7,607,440.66	157,682.29 164,062.50 20,963.54 27,343.75	0.00 (1,990.87) (1,990.87) 25,352.88	25,352.88
3130AVWS7	FEDERAL HOME LOAN BANKS 3.75 06/12/2026	05/05/2023 05/05/2023 7,000,000.00	7,012,394.32 0.00 0.00 7,011,085.06	57,604.17 0.00 79,479.17 21,875.00	0.00 (1,309.26) (1,309.26) 20,565.74	20,565.74

INCOME EARNED



City of Mountain View Cons Non SRPC | Account #915 | As of September 30, 2025

Cusip	Security Description	Trade Date Settle Date Units	Book Value: Begin Book Value: Acq Book Value: Disp Book Value: End	Prior Accrued Inc. Received Ending Accrued Total Interest	Accr. Of Discount Amort. Of Premium Net Accret/Amort Income Earned	Total Income
3130AYQ41	FEDERAL HOME LOAN BANKS 4.375 10/23/2028	01/29/2024 01/29/2024 15,000,000.00	15,000,000.00 0.00 0.00 15,000,000.00	233,333.33 0.00 288,020.83 54,687.50	0.00 0.00 0.00 54,687.50	54,687.50
3130B0PFO	FEDERAL HOME LOAN BANKS 4.8 01/02/2029	03/27/2024 04/02/2024 10,000,000.00	10,000,000.00 0.00 0.00 10,000,000.00	78,666.67 0.00 118,666.67 40,000.00	0.00 0.00 0.00 40,000.00	40,000.00
3130B62S4	FEDERAL HOME LOAN BANKS 3.965 04/24/2030	04/22/2025 04/24/2025 15,000,000.00	15,000,000.00 0.00 0.00 15,000,000.00	209,814.58 0.00 259,377.08 49,562.50	0.00 0.00 0.00 49,562.50	49,562.50
3130B6J64	FEDERAL HOME LOAN BANKS 4.3 02/23/2028	05/29/2025 05/30/2025 5,000,000.00	5,000,000.00 0.00 0.00 5,000,000.00	4,777.78 0.00 22,694.44 17,916.67	0.00 0.00 0.00 17,916.67	17,916.67
3135G06G3	FEDERAL NATIONAL MORTGAGE ASSOCIATION 0.5 11/07/2025	12/14/2020 12/14/2020 8,000,000.00	8,000,804.60 0.00 0.00 8,000,444.33	12,666.67 0.00 16,000.00 3,333.33	0.00 (360.27) (360.27) 2,973.06	2,973.06
31364FYC9	FEDERAL NATIONAL MORTGAGE ASSOCIATION 5.625 04/17/2028	11/26/2024 11/27/2024 6,900,000.00	7,138,525.86 0.00 0.00 7,131,064.15	144,468.75 0.00 176,812.50 32,343.75	0.00 (7,461.71) (7,461.71) 24,882.04	24,882.04
3137EAEX3	FEDERAL HOME LOAN MORTGAGE CORP 0.375 09/23/2025	0.00	13,996,093.06 0.00 (14,000,000.00) 0.00	23,041.67 26,250.00 0.00 3,208.33	3,906.94 0.00 3,906.94 7,115.27	7,115.27
341081GN1	FLORIDA POWER & LIGHT CO 4.4 05/15/2028	5,000,000.00	4,954,170.07 0.00 0.00 4,955,563.08	64,777.78 0.00 83,111.11 18,333.33	1,393.01 0.00 1,393.01 19,726.34	19,726.34
341081GT8	FLORIDA POWER & LIGHT CO 5.15 06/15/2029	06/13/2024 06/17/2024 3,000,000.00	3,031,189.80 0.00 0.00 3,030,482.01	32,616.67 0.00 45,491.67 12,875.00	0.00 (707.79) (707.79) 12,167.21	12,167.21

INCOME EARNED



City of Mountain View Cons Non SRPC | Account #915 | As of September 30, 2025

Cusip	Security Description	Trade Date Settle Date Units	Book Value: Begin Book Value: Acq Book Value: Disp Book Value: End	Prior Accrued Inc. Received Ending Accrued Total Interest	Accr. Of Discount Amort. Of Premium Net Accret/Amort Income Earned	Total Income
40139LBC6	GUARDIAN LIFE GLOBAL FUNDING 0.875 12/10/2025	4,000,000.00	3,991,318.29 0.00 0.00 3,993,922.80	7,875.00 0.00 10,791.67 2,916.67	2,604.51 0.00 2,604.51 5,521.18	5,521.18
40139LBK8	GUARDIAN LIFE GLOBAL FUNDING 4.798 04/28/2030	07/30/2025 07/31/2025 3,000,000.00	3,037,278.29 0.00 0.00 3,036,620.44	49,179.50 0.00 61,174.50 11,995.00	0.00 (657.85) (657.85) 11,337.15	11,337.15
4581X0CY2	INTER-AMERICAN DEVELOPMENT BANK 2.375 07/07/2027	09/19/2022 09/21/2022 10,000,000.00	9,761,744.51 0.00 0.00 9,772,349.35	35,625.00 0.00 55,416.67 19,791.67	10,604.84 0.00 10,604.84 30,396.51	30,396.51
4581X0DV7	INTER-AMERICAN DEVELOPMENT BANK 0.875 04/20/2026	04/27/2021 04/29/2021 8,000,000.00	7,997,678.81 0.00 0.00 7,997,980.26	25,472.22 0.00 31,305.56 5,833.33	301.45 0.00 301.45 6,134.79	6,134.79
4581X0EN4	INTER-AMERICAN DEVELOPMENT BANK 4.125 02/15/2029	03/25/2024 03/25/2024 10,000,000.00	9,935,401.12 0.00 0.00 9,936,935.53	18,333.33 0.00 52,708.33 34,375.00	1,534.42 0.00 1,534.42 35,909.42	35,909.42
459058JW4	INTERNATIONAL BANK FOR RECONSTRUCTION AND DEVELOPM 1.375 04/20/2028	11/30/2023 11/30/2023 7,000,000.00	6,486,968.34 0.00 0.00 6,502,967.25	35,024.31 0.00 43,045.14 8,020.83	15,998.91 0.00 15,998.91 24,019.74	24,019.74
459058JX2	INTERNATIONAL BANK FOR RECONSTRUCTION AND DEVELOPM 0.875 07/15/2026	08/18/2021 08/18/2021 7,000,000.00	7,004,745.27 0.00 0.00 7,004,296.19	7,826.39 0.00 12,930.56 5,104.17	0.00 (449.08) (449.08) 4,655.09	4,655.09
459058KJ1	INTERNATIONAL BANK FOR RECONSTRUCTION AND DEVELOPM 3.125 06/15/2027	07/20/2022 07/20/2022 5,000,000.00	4,986,377.21 0.00 0.00 4,987,004.02	32,986.11 0.00 46,006.94 13,020.83	626.82 0.00 626.82 13,647.65	13,647.65
459058KU6	INTERNATIONAL BANK FOR RECONSTRUCTION AND DEVELOPM 4.0 07/25/2030	09/29/2025 09/30/2025 5,000,000.00	0.00 5,054,150.00 0.00 5,054,119.22	0.00 (36,111.11) 36,666.67 555.56	0.00 (30.78) (30.78) 524.77	524.77

INCOME EARNED



City of Mountain View Cons Non SRPC | Account #915 | As of September 30, 2025

Cusip	Security Description	Trade Date Settle Date Units	Book Value: Begin Book Value: Acq Book Value: Disp Book Value: End	Prior Accrued Inc. Received Ending Accrued Total Interest	Accr. Of Discount Amort. Of Premium Net Accret/Amort Income Earned	Total Income
459058KW2	INTERNATIONAL BANK FOR RECONSTRUCTION AND DEVELOPM 4.625 08/01/2028	10/25/2023 10/25/2023 10,000,000.00	9,902,432.06 0.00 0.00 9,905,180.45	38,541.67 0.00 77,083.33 38,541.67	2,748.39 0.00 2,748.39 41,290.06	41,290.06
459058LR2	INTERNATIONAL BANK FOR RECONSTRUCTION AND DEVELOPM 4.125 03/20/2030	03/28/2025 03/31/2025 10,000,000.00	10,014,184.85 0.00 0.00 10,013,928.65	184,479.17 206,300.00 12,604.17 34,425.00	0.00 (256.20) (256.20) 34,168.80	34,168.80
45950KCX6	INTERNATIONAL FINANCE CORP 0.75 10/08/2026	11/18/2021 11/18/2021 9,000,000.00	8,951,678.20 0.00 0.00 8,955,284.31	26,812.50 0.00 32,437.50 5,625.00	3,606.10 0.00 3,606.10 9,231.10	9,231.10
45950KDHO	INTERNATIONAL FINANCE CORP 4.25 07/02/2029	08/28/2024 08/29/2024 5,920,000.00	6,031,662.99 0.00 0.00 6,029,270.21	41,234.44 0.00 62,201.11 20,966.67	0.00 (2,392.78) (2,392.78) 18,573.89	18,573.89
45950VPU4	INTERNATIONAL FINANCE CORP 0.75 03/23/2026	04/27/2021 04/27/2021 4,000,000.00	3,996,851.80 0.00 0.00 3,997,317.05	13,166.67 15,000.00 666.67 2,500.00	465.25 0.00 465.25 2,965.25	2,965.25
46647PEB8	JPMORGAN CHASE & CO 5.012 01/23/2030	03/25/2025 03/26/2025 3,500,000.00	3,529,967.41 0.00 0.00 3,529,242.39	18,516.56 0.00 33,134.89 14,618.33	0.00 (725.02) (725.02) 13,893.32	13,893.32
57629W5B2	MASSMUTUAL GLOBAL FUNDING II 4.85 01/17/2029	5,000,000.00	4,968,175.20 0.00 0.00 4,968,948.90	29,638.89 0.00 49,847.22 20,208.33	773.70 0.00 773.70 20,982.03	20,982.03
59217GER6	METROPOLITAN LIFE GLOBAL FUNDING I 1.875 01/11/2027	05/16/2022 05/18/2022 3,000,000.00	2,932,102.02 0.00 0.00 2,936,200.49	7,812.50 0.00 12,500.00 4,687.50	4,098.47 0.00 4,098.47 8,785.97	8,785.97
59217GFR5	METROPOLITAN LIFE GLOBAL FUNDING I 4.85 01/08/2029	02/12/2024 02/14/2024 3,000,000.00	2,984,109.22 0.00 0.00 2,984,498.38	21,420.83 0.00 33,545.83 12,125.00	389.16 0.00 389.16 12,514.16	12,514.16

INCOME EARNED



City of Mountain View Cons Non SRPC | Account #915 | As of September 30, 2025

Cusip	Security Description	Trade Date Settle Date Units	Book Value: Begin Book Value: Acq Book Value: Disp Book Value: End	Prior Accrued Inc. Received Ending Accrued Total Interest	Accr. Of Discount Amort. Of Premium Net Accret/Amort Income Earned	Total Income
594918BY9	MICROSOFT CORP 3.3 02/06/2027	5,200,000.00	5,160,176.29 0.00 0.00 5,162,460.64	11,916.67 0.00 26,216.67 14,300.00	2,284.34 0.00 2,284.34 16,584.34	16,584.34
61747YFQ3	MORGAN STANLEY 5.656 04/18/2030	04/29/2025 04/30/2025 3,500,000.00	3,607,632.25 0.00 0.00 3,605,195.29	73,135.22 0.00 89,631.89 16,496.67	0.00 (2,436.96) (2,436.96) 14,059.71	14,059.71
624410HP4	MOUNTAIN VIEW CALIF SHORELINE REGL PK CMNTY 3.885 08/01/2026	11/28/2018 12/19/2018 760,000.00	760,000.00 0.00 0.00 760,000.00	2,460.50 0.00 4,921.00 2,460.50	0.00 0.00 0.00 2,460.50	2,460.50
624410HRO	MOUNTAIN VIEW CALIF SHORELINE REGL PK CMNTY 4.085 08/01/2028	11/28/2018 12/19/2018 400,000.00	400,000.00 0.00 0.00 400,000.00	1,361.67 0.00 2,723.33 1,361.67	0.00 0.00 0.00 1,361.67	1,361.67
624410HT6	MOUNTAIN VIEW CALIF SHORELINE REGL PK CMNTY 4.185 08/01/2030	11/28/2018 12/19/2018 1,240,000.00	1,240,000.00 0.00 0.00 1,240,000.00	4,324.50 0.00 8,649.00 4,324.50	0.00 0.00 0.00 4,324.50	4,324.50
63743HFZ0	NATIONAL RURAL UTILITIES COOPERATIVE FINANCE CORP 4.15 08/25/2028	08/19/2025 08/25/2025 1,500,000.00	1,498,330.73 0.00 0.00 1,498,376.72	1,037.50 0.00 6,225.00 5,187.50	45.99 0.00 45.99 5,233.49	5,233.49
64952WEQ2	NEW YORK LIFE GLOBAL FUNDING 3.25 04/07/2027	06/06/2022 06/08/2022 3,000,000.00	2,980,269.22 0.00 0.00 2,981,284.52	39,000.00 0.00 47,125.00 8,125.00	1,015.31 0.00 1,015.31 9,140.31	9,140.31
64952WFD0	NEW YORK LIFE GLOBAL FUNDING 4.9 06/13/2028	08/17/2023 08/21/2023 3,000,000.00	2,966,572.56 0.00 0.00 2,967,559.59	31,850.00 0.00 44,100.00 12,250.00	987.03 0.00 987.03 13,237.03	13,237.03
66815L2F5	NORTHWESTERN MUTUAL GLOBAL FUNDING 1.75 01/11/2027	07/25/2022 07/27/2022 2,000,000.00	1,950,702.72 0.00 0.00 1,953,678.42	4,861.11 0.00 7,777.78 2,916.67	2,975.69 0.00 2,975.69 5,892.36	5,892.36

INCOME EARNED



City of Mountain View Cons Non SRPC | Account #915 | As of September 30, 2025

Cusip	Security Description	Trade Date Settle Date Units	Book Value: Begin Book Value: Acq Book Value: Disp Book Value: End	Prior Accrued Inc. Received Ending Accrued Total Interest	Accr. Of Discount Amort. Of Premium Net Accret/Amort Income Earned	Total Income
66815L2K4	NORTHWESTERN MUTUAL GLOBAL FUNDING 4.35 09/15/2027	11/16/2022	2,476,048.01	50,145.83	965.81	10,028.31
		11/18/2022	0.00	54,375.00	0.00	
		2,500,000.00	0.00	4,833.33	965.81	
			2,477,013.82	9,062.50	10,028.31	
66815L2Q1	NORTHWESTERN MUTUAL GLOBAL FUNDING 4.71 01/10/2029	07/29/2024	701,664.94	4,670.75	0.00	2,706.79
		07/30/2024	0.00	0.00	(40.71)	
		0.00	0.00	7,418.25	(40.71)	
		700,000.00	0.00	2,747.50	2,706.79	
			701,624.24	2,747.50	2,706.79	
742718FL8	PROCTER & GAMBLE CO 0.55 10/29/2025	11/02/2020	2,999,859.46	5,591.67	72.69	1,447.69
		11/04/2020	0.00	0.00	0.00	
		3,000,000.00	0.00	6,966.67	72.69	
			2,999,932.15	1,375.00	1,447.69	
742718FV6	PROCTER & GAMBLE CO 1.9 02/01/2027	02/01/2022	3,000,076.68	4,750.00	0.00	4,745.56
		02/03/2022	0.00	0.00	(4.44)	
		3,000,000.00	0.00	9,500.00	(4.44)	
			3,000,072.24	4,750.00	4,745.56	
742718FZ7	PROCTER & GAMBLE CO 3.95 01/26/2028	03/20/2023	2,995,662.04	11,520.83	148.39	10,023.39
		03/22/2023	0.00	0.00	0.00	
		3,000,000.00	0.00	21,395.83	148.39	
			2,995,810.43	9,875.00	10,023.39	
742718GF0	PROCTER & GAMBLE CO 4.35 01/29/2029	02/12/2024	1,496,614.95	5,800.00	81.50	5,519.00
		02/14/2024	0.00	0.00	0.00	
		1,500,000.00	0.00	11,237.50	81.50	
			1,496,696.46	5,437.50	5,519.00	
74464AAC5	PUBLIC STORAGE OPERATING CO 4.375 07/01/2030	07/11/2025	2,474,629.73	18,532.99	431.47	9,546.05
		07/14/2025	0.00	0.00	0.00	
		2,500,000.00	0.00	27,647.57	431.47	
			2,475,061.20	9,114.58	9,546.05	
747525BU6	QUALCOMM INC 4.5 05/20/2030	06/27/2025	3,530,133.03	43,750.00	0.00	12,590.73
		06/30/2025	0.00	0.00	(534.27)	
		3,500,000.00	0.00	56,875.00	(534.27)	
			3,529,598.75	13,125.00	12,590.73	
89236TNA9	TOYOTA MOTOR CREDIT CORP 4.95 01/09/2030	04/21/2025	3,517,161.19	25,025.00	0.00	14,113.91
		04/22/2025	0.00	0.00	(323.59)	
		3,500,000.00	0.00	39,462.50	(323.59)	
			3,516,837.60	14,437.50	14,113.91	

INCOME EARNED



City of Mountain View Cons Non SRPC | Account #915 | As of September 30, 2025

Cusip	Security Description	Trade Date Settle Date Units	Book Value: Begin Book Value: Acq Book Value: Disp Book Value: End	Prior Accrued Inc. Received Ending Accrued Total Interest	Accr. Of Discount Amort. Of Premium Net Accret/Amort Income Earned	Total Income
912810FA1	UNITED STATES TREASURY 6.375 08/15/2027	01/11/2023 01/11/2023 5,000,000.00	5,231,320.85 0.00 0.00 5,221,587.86	14,724.86 0.00 40,709.92 25,985.05	0.00 (9,733.00) (9,733.00) 16,252.06	16,252.06
9128282R0	UNITED STATES TREASURY 2.25 08/15/2027	10/20/2022 10/20/2022 10,000,000.00	9,618,406.68 0.00 0.00 9,634,462.50	10,394.02 0.00 28,736.41 18,342.39	16,055.82 0.00 16,055.82 34,398.21	34,398.21
9128283F5	UNITED STATES TREASURY 2.25 11/15/2027	01/27/2023 01/27/2023 7,000,000.00	6,802,874.50 0.00 0.00 6,810,220.80	46,650.82 0.00 59,490.49 12,839.67	7,346.29 0.00 7,346.29 20,185.97	20,185.97
9128283W8	UNITED STATES TREASURY 2.75 02/15/2028	04/20/2023 04/20/2023 10,000,000.00	9,772,106.89 0.00 0.00 9,779,728.74	12,703.80 0.00 35,122.28 22,418.48	7,621.84 0.00 7,621.84 30,040.32	30,040.32
9128284N7	UNITED STATES TREASURY 2.875 05/15/2028	15,000,000.00	14,583,162.47 0.00 0.00 14,595,832.30	127,734.38 0.00 162,890.63 35,156.25	12,669.83 0.00 12,669.83 47,826.08	47,826.08
9128284V9	UNITED STATES TREASURY 2.875 08/15/2028	12/22/2023 12/22/2023 10,000,000.00	9,720,003.31 0.00 0.00 9,727,788.21	13,281.25 0.00 36,718.75 23,437.50	7,784.89 0.00 7,784.89 31,222.39	31,222.39
9128285M8	UNITED STATES TREASURY 3.125 11/15/2028	20,000,000.00	19,435,747.93 0.00 0.00 19,450,203.58	185,122.28 0.00 236,073.37 50,951.09	14,455.65 0.00 14,455.65 65,406.73	65,406.73
9128286B1	UNITED STATES TREASURY 2.625 02/15/2029	02/27/2025 02/28/2025 6,000,000.00	5,720,338.83 0.00 0.00 5,726,981.61	7,275.82 0.00 20,115.49 12,839.67	6,642.78 0.00 6,642.78 19,482.46	19,482.46
912828M56	UNITED STATES TREASURY 2.25 11/15/2025	10/29/2024 10/30/2024 10,000,000.00	9,959,707.19 0.00 0.00 9,975,824.31	66,644.02 0.00 84,986.41 18,342.39	16,117.13 0.00 16,117.13 34,459.52	34,459.52

INCOME EARNED



City of Mountain View Cons Non SRPC | Account #915 | As of September 30, 2025

Cusip	Security Description	Trade Date Settle Date Units	Book Value: Begin Book Value: Acq Book Value: Disp Book Value: End	Prior Accrued Inc. Received Ending Accrued Total Interest	Accr. Of Discount Amort. Of Premium Net Accret/Amort Income Earned	Total Income
912828P46	UNITED STATES TREASURY 1.625 02/15/2026	11/18/2022 11/18/2022 3,000,000.00	2,967,008.16 0.00 0.00 2,972,934.83	2,252.04 0.00 6,226.22 3,974.18	5,926.68 0.00 5,926.68 9,900.86	9,900.86
912828R36	UNITED STATES TREASURY 1.625 05/15/2026	05/17/2021 05/17/2021 12,000,000.00	12,065,562.26 0.00 0.00 12,057,879.18	57,758.15 0.00 73,654.89 15,896.74	0.00 (7,683.08) (7,683.08) 8,213.66	8,213.66
912828V98	UNITED STATES TREASURY 2.25 02/15/2027	03/22/2022 03/22/2022 5,000,000.00	4,989,609.37 0.00 0.00 4,990,195.31	5,197.01 0.00 14,368.21 9,171.20	585.94 0.00 585.94 9,757.13	9,757.13
912828X88	UNITED STATES TREASURY 2.375 05/15/2027	20,500,000.00	20,041,489.15 0.00 0.00 20,063,639.43	144,210.26 0.00 183,901.15 39,690.90	22,150.28 0.00 22,150.28 61,841.18	61,841.18
912828Z78	UNITED STATES TREASURY 1.5 01/31/2027	02/14/2022 02/14/2022 5,000,000.00	4,972,121.32 0.00 0.00 4,973,739.04	6,521.74 0.00 12,635.87 6,114.13	1,617.72 0.00 1,617.72 7,731.85	7,731.85
912828Z94	UNITED STATES TREASURY 1.5 02/15/2030	17,000,000.00	15,256,338.64 0.00 0.00 15,288,469.99	11,779.89 0.00 32,567.93 20,788.04	32,131.35 0.00 32,131.35 52,919.40	52,919.40
912828ZN3	UNITED STATES TREASURY 0.5 04/30/2027	06/01/2022 06/01/2022 5,000,000.00	4,811,734.00 0.00 0.00 4,821,054.10	8,423.91 0.00 10,461.96 2,038.04	9,320.10 0.00 9,320.10 11,358.14	11,358.14
912828ZQ6	UNITED STATES TREASURY 0.625 05/15/2030	05/29/2025 05/30/2025 10,000,000.00	8,570,450.55 0.00 0.00 8,595,428.11	18,512.23 0.00 23,607.34 5,095.11	24,977.57 0.00 24,977.57 30,072.68	30,072.68
91282CAL5	UNITED STATES TREASURY 0.375 09/30/2027	11/08/2022 11/08/2022 10,000,000.00	9,263,769.21 0.00 0.00 9,292,869.24	15,778.69 18,750.00 103.02 3,074.33	29,100.03 0.00 29,100.03 32,174.36	32,174.36

INCOME EARNED



City of Mountain View Cons Non SRPC | Account #915 | As of September 30, 2025

Cusip	Security Description	Trade Date Settle Date Units	Book Value: Begin Book Value: Acq Book Value: Disp Book Value: End	Prior Accrued Inc. Received Ending Accrued Total Interest	Accr. Of Discount Amort. Of Premium Net Accret/Amort Income Earned	Total Income
91282CAM3	UNITED STATES TREASURY 0.25 09/30/2025	04/14/2022 04/14/2022 0.00	2,994,418.39 0.00 (3,000,000.00) 0.00	3,155.74 3,750.00 0.00 594.26	5,581.61 0.00 5,581.61 6,175.87	6,175.87
91282CAT8	UNITED STATES TREASURY 0.25 10/31/2025	15,000,000.00	14,957,615.74 0.00 0.00 14,978,807.87	12,635.87 0.00 15,692.93 3,057.07	21,192.13 0.00 21,192.13 24,249.20	24,249.20
91282CBC4	UNITED STATES TREASURY 0.375 12/31/2025	01/21/2021 01/21/2021 10,000,000.00	9,997,641.96 0.00 0.00 9,998,226.60	6,419.84 0.00 9,476.90 3,057.07	584.64 0.00 584.64 3,641.70	3,641.70
91282CBH3	UNITED STATES TREASURY 0.375 01/31/2026	02/23/2021 02/23/2021 12,000,000.00	11,990,194.23 0.00 0.00 11,992,129.58	3,913.04 0.00 7,581.52 3,668.48	1,935.35 0.00 1,935.35 5,603.83	5,603.83
91282CBQ3	UNITED STATES TREASURY 0.5 02/28/2026	03/12/2021 03/12/2021 10,000,000.00	9,983,284.78 0.00 0.00 9,986,070.65	138.12 25,000.00 4,281.77 29,143.65	2,785.87 0.00 2,785.87 31,929.52	31,929.52
91282CCF6	UNITED STATES TREASURY 0.75 05/31/2026	10,000,000.00	9,850,748.96 0.00 0.00 9,867,210.47	19,057.38 0.00 25,204.92 6,147.54	16,461.51 0.00 16,461.51 22,609.05	22,609.05
91282CCP4	UNITED STATES TREASURY 0.625 07/31/2026	15,000,000.00	14,874,653.17 0.00 0.00 14,885,945.68	8,152.17 0.00 15,794.84 7,642.66	11,292.51 0.00 11,292.51 18,935.17	18,935.17
91282CCR0	UNITED STATES TREASURY 1.0 07/31/2028	09/14/2023 09/14/2023 10,000,000.00	9,111,374.16 0.00 0.00 9,136,429.40	8,695.65 0.00 16,847.83 8,152.17	25,055.24 0.00 25,055.24 33,207.41	33,207.41
91282CCW9	UNITED STATES TREASURY 0.75 08/31/2026	17,000,000.00	16,943,196.35 0.00 0.00 16,947,877.97	352.21 63,750.00 10,918.51 74,316.30	4,681.62 0.00 4,681.62 78,997.92	78,997.92

INCOME EARNED



City of Mountain View Cons Non SRPC | Account #915 | As of September 30, 2025

Cusip	Security Description	Trade Date Settle Date Units	Book Value: Begin Book Value: Acq Book Value: Disp Book Value: End	Prior Accrued Inc. Received Ending Accrued Total Interest	Accr. Of Discount Amort. Of Premium Net Accret/Amort Income Earned	Total Income
91282CCZ2	UNITED STATES TREASURY 0.875 09/30/2026	16,000,000.00	15,871,351.12 0.00 0.00 15,881,146.72	58,907.10 70,000.00 384.62 11,477.51	9,795.60 0.00 9,795.60 21,273.11	21,273.11
91282CDG3	UNITED STATES TREASURY 1.125 10/31/2026	01/27/2023 01/27/2023 3,000,000.00	2,914,620.54 0.00 0.00 2,920,647.32	11,372.28 0.00 14,123.64 2,751.36	6,026.79 0.00 6,026.79 8,778.14	8,778.14
91282CDK4	UNITED STATES TREASURY 1.25 11/30/2026	12/09/2021 12/09/2021 9,000,000.00	9,001,145.09 0.00 0.00 9,001,069.59	28,586.07 0.00 37,807.38 9,221.31	0.00 (75.50) (75.50) 9,145.81	9,145.81
91282CDP3	UNITED STATES TREASURY 1.375 12/31/2028	03/28/2024 03/28/2024 10,000,000.00	9,149,603.31 0.00 0.00 9,170,566.25	23,539.40 0.00 34,748.64 11,209.24	20,962.94 0.00 20,962.94 32,172.18	32,172.18
91282CEE7	UNITED STATES TREASURY 2.375 03/31/2029	16,000,000.00	14,936,215.34 0.00 0.00 14,960,632.74	159,890.71 190,000.00 1,043.96 31,153.25	24,417.40 0.00 24,417.40 55,570.64	55,570.64
91282CEF4	UNITED STATES TREASURY 2.5 03/31/2027	04/14/2022 04/14/2022 10,000,000.00	9,961,485.37 0.00 0.00 9,963,491.34	105,191.26 125,000.00 686.81 20,495.56	2,005.97 0.00 2,005.97 22,501.53	22,501.53
91282CEM9	UNITED STATES TREASURY 2.875 04/30/2029	05/29/2024 05/30/2024 10,000,000.00	9,425,391.50 0.00 0.00 9,438,284.73	96,875.00 0.00 120,312.50 23,437.50	12,893.24 0.00 12,893.24 36,330.74	36,330.74
91282CES6	UNITED STATES TREASURY 2.75 05/31/2029	15,000,000.00	14,241,792.17 0.00 0.00 14,258,419.53	104,815.57 0.00 138,627.05 33,811.48	16,627.36 0.00 16,627.36 50,438.84	50,438.84
91282CET4	UNITED STATES TREASURY 2.625 05/31/2027	03/14/2023 03/14/2023 3,000,000.00	2,936,417.78 0.00 0.00 2,939,412.24	20,010.25 0.00 26,465.16 6,454.92	2,994.45 0.00 2,994.45 9,449.37	9,449.37

INCOME EARNED



City of Mountain View Cons Non SRPC | Account #915 | As of September 30, 2025

Cusip	Security Description	Trade Date Settle Date Units	Book Value: Begin Book Value: Acq Book Value: Disp Book Value: End	Prior Accrued Inc. Received Ending Accrued Total Interest	Accr. Of Discount Amort. Of Premium Net Accret/Amort Income Earned	Total Income
91282CFB2	UNITED STATES TREASURY 2.75 07/31/2027	15,000,000.00	14,743,350.17 0.00 0.00 14,754,380.96	35,869.57 0.00 69,497.28 33,627.72	11,030.80 0.00 11,030.80 44,658.51	44,658.51
91282CFC0	UNITED STATES TREASURY 2.625 07/31/2029	08/28/2024 08/29/2024 5,000,000.00	4,813,621.66 0.00 0.00 4,817,534.43	11,413.04 0.00 22,112.77 10,699.73	3,912.77 0.00 3,912.77 14,612.50	14,612.50
91282CFH9	UNITED STATES TREASURY 3.125 08/31/2027	02/23/2023 02/23/2023 5,000,000.00	4,903,120.98 0.00 0.00 4,907,107.77	431.63 78,125.00 13,380.52 91,073.90	3,986.79 0.00 3,986.79 95,060.69	95,060.69
91282CFJ5	UNITED STATES TREASURY 3.125 08/31/2029	15,000,000.00	14,683,916.19 0.00 0.00 14,690,411.06	1,294.89 234,375.00 40,141.57 273,221.69	6,494.87 0.00 6,494.87 279,716.56	279,716.56
91282CFL0	UNITED STATES TREASURY 3.875 09/30/2029	18,000,000.00	17,768,540.99 0.00 0.00 17,773,201.24	293,483.61 348,750.00 1,916.21 57,182.60	4,660.25 0.00 4,660.25 61,842.85	61,842.85
91282CFM8	UNITED STATES TREASURY 4.125 09/30/2027	03/14/2023 03/14/2023 8,000,000.00	8,040,007.53 0.00 0.00 8,038,426.20	138,852.46 165,000.00 906.59 27,054.13	0.00 (1,581.33) (1,581.33) 25,472.81	25,472.81
91282CFT3	UNITED STATES TREASURY 4.0 10/31/2029	16,000,000.00	15,836,714.09 0.00 0.00 15,839,934.72	215,652.17 0.00 267,826.09 52,173.91	3,220.63 0.00 3,220.63 55,394.54	55,394.54
91282CFU0	UNITED STATES TREASURY 4.125 10/31/2027	15,000,000.00	15,059,522.17 0.00 0.00 15,057,261.83	208,491.85 0.00 258,933.42 50,441.58	403.20 (2,663.53) (2,260.34) 48,181.24	48,181.24
91282CFY2	UNITED STATES TREASURY 3.875 11/30/2029	01/29/2025 01/30/2025 12,000,000.00	11,785,803.82 0.00 0.00 11,789,946.88	118,155.74 0.00 156,270.49 38,114.75	4,143.06 0.00 4,143.06 42,257.81	42,257.81

INCOME EARNED



City of Mountain View Cons Non SRPC | Account #915 | As of September 30, 2025

Cusip	Security Description	Trade Date Settle Date Units	Book Value: Begin Book Value: Acq Book Value: Disp Book Value: End	Prior Accrued Inc. Received Ending Accrued Total Interest	Accr. Of Discount Amort. Of Premium Net Accret/Amort Income Earned	Total Income
91282CFZ9	UNITED STATES TREASURY 3.875 11/30/2027	09/26/2024 09/27/2024 7,000,000.00	7,047,977.78 0.00 0.00 7,046,222.50	68,924.18 0.00 91,157.79 22,233.61	0.00 (1,755.28) (1,755.28) 20,478.32	20,478.32
91282CGC9	UNITED STATES TREASURY 3.875 12/31/2027	03/14/2023 03/14/2023 10,000,000.00	10,011,384.31 0.00 0.00 10,010,982.98	66,338.32 0.00 97,927.99 31,589.67	0.00 (401.33) (401.33) 31,188.35	31,188.35
91282CGH8	UNITED STATES TREASURY 3.5 01/31/2028	06/13/2023 06/13/2023 14,000,000.00	13,849,623.92 0.00 0.00 13,854,738.75	42,608.70 0.00 82,554.35 39,945.65	5,114.83 0.00 5,114.83 45,060.48	45,060.48
91282CGJ4	UNITED STATES TREASURY 3.5 01/31/2030	02/26/2025 02/27/2025 12,000,000.00	11,711,684.10 0.00 0.00 11,717,046.45	36,521.74 0.00 70,760.87 34,239.13	5,362.35 0.00 5,362.35 39,601.48	39,601.48
91282CGT2	UNITED STATES TREASURY 3.625 03/31/2028	10/31/2023 10/31/2023 7,000,000.00	6,807,095.86 0.00 0.00 6,813,239.31	106,769.13 126,875.00 697.12 20,802.99	6,143.44 0.00 6,143.44 26,946.43	26,946.43
91282CGV7	UNITED STATES TREASURY 3.75 04/15/2026	08/28/2024 08/29/2024 10,000,000.00	9,985,732.32 0.00 0.00 9,987,626.26	142,418.03 0.00 173,155.74 30,737.70	1,893.94 0.00 1,893.94 32,631.64	32,631.64
91282CHF1	UNITED STATES TREASURY 3.75 05/31/2030	06/27/2025 06/30/2025 10,000,000.00	9,978,892.33 0.00 0.00 9,979,257.73	95,286.89 0.00 126,024.59 30,737.71	365.40 0.00 365.40 31,103.10	31,103.10
91282CHQ7	UNITED STATES TREASURY 4.125 07/31/2028	05/29/2024 05/30/2024 10,000,000.00	9,848,814.02 0.00 0.00 9,853,076.78	35,869.57 0.00 69,497.28 33,627.72	4,262.76 0.00 4,262.76 37,890.48	37,890.48
91282CHR5	UNITED STATES TREASURY 4.0 07/31/2030	08/28/2025 08/29/2025 5,000,000.00	5,067,855.28 0.00 0.00 5,066,720.58	17,391.30 0.00 33,695.65 16,304.35	0.00 (1,134.70) (1,134.70) 15,169.64	15,169.64

INCOME EARNED



City of Mountain View Cons Non SRPC | Account #915 | As of September 30, 2025

Cusip	Security Description	Trade Date Settle Date Units	Book Value: Begin Book Value: Acq Book Value: Disp Book Value: End	Prior Accrued Inc. Received Ending Accrued Total Interest	Accr. Of Discount Amort. Of Premium Net Accret/Amort Income Earned	Total Income
91282CJA0	UNITED STATES TREASURY 4.625 09/30/2028	11/29/2023 11/29/2023 15,000,000.00	15,116,391.66 0.00 0.00 15,113,287.88	291,905.74 346,875.00 1,905.91 56,875.17	0.00 (3,103.78) (3,103.78) 53,771.39	53,771.39
91282CJT9	UNITED STATES TREASURY 4.0 01/15/2027	06/26/2024 06/27/2024 5,000,000.00	4,960,943.37 0.00 0.00 4,963,282.09	26,086.96 0.00 42,391.30 16,304.35	2,338.72 0.00 2,338.72 18,643.07	18,643.07
91282CMA6	UNITED STATES TREASURY 4.125 11/30/2029	06/27/2025 06/30/2025 8,000,000.00	8,115,315.99 0.00 0.00 8,113,085.50	83,852.46 0.00 110,901.64 27,049.18	0.00 (2,230.48) (2,230.48) 24,818.70	24,818.70
91282CMD0	UNITED STATES TREASURY 4.375 12/31/2029	06/27/2025 06/30/2025 7,000,000.00	7,164,616.36 0.00 0.00 7,161,494.69	52,428.67 0.00 77,394.70 24,966.03	0.00 (3,121.68) (3,121.68) 21,844.36	21,844.36
91282CMS7	UNITED STATES TREASURY 3.875 03/15/2028	05/29/2025 05/30/2025 5,000,000.00	4,997,162.99 0.00 0.00 4,997,254.90	89,504.08 96,875.00 8,563.54 15,934.46	91.91 0.00 91.91 16,026.37	16,026.37
91282CNN7	UNITED STATES TREASURY 3.875 07/31/2030	09/29/2025 09/30/2025 5,000,000.00	0.00 5,030,468.75 0.00 5,030,451.49	0.00 (32,116.17) 32,642.66 526.49	0.00 (17.26) (17.26) 509.23	509.23
91282CNX5	UNITED STATES TREASURY 3.625 08/31/2030	09/29/2025 09/30/2025 10,000,000.00	0.00 9,950,000.00 0.00 9,950,027.84	0.00 (30,041.44) 31,042.82 1,001.38	27.84 0.00 27.84 1,029.22	1,029.22
91324PEQ1	UNITEDHEALTH GROUP INC 5.3 02/15/2030	05/12/2025 05/13/2025 3,500,000.00	3,585,336.26 0.00 0.00 3,583,701.47	8,244.44 0.00 23,702.78 15,458.33	0.00 (1,634.79) (1,634.79) 13,823.54	13,823.54
92826CAH5	VISA INC 2.75 09/15/2027	08/17/2023 08/21/2023 2,500,000.00	2,401,054.51 0.00 0.00 2,405,044.25	31,701.39 34,375.00 3,055.56 5,729.17	3,989.74 0.00 3,989.74 9,718.90	9,718.90

INCOME EARNED



City of Mountain View Cons Non SRPC | Account #915 | As of September 30, 2025

Cusip	Security Description	Trade Date Settle Date Units	Book Value: Begin Book Value: Acq Book Value: Disp Book Value: End	Prior Accrued Inc. Received Ending Accrued Total Interest	Accr. Of Discount Amort. Of Premium Net Accret/Amort Income Earned	Total Income
931142EM1	WALMART INC 3.05 07/08/2026	07/08/2021 07/12/2021 3,000,000.00	3,042,737.22 0.00 0.00 3,037,588.16	13,470.83 0.00 21,095.83 7,625.00	0.00 (5,149.06) (5,149.06) 2,475.94	2,475.94
931142FB4	WALMART INC 3.9 04/15/2028	04/13/2023 04/18/2023 2,500,000.00	2,496,825.74 0.00 0.00 2,496,925.25	36,833.33 0.00 44,958.33 8,125.00	99.51 0.00 99.51 8,224.51	8,224.51
95000U3T8	WELLS FARGO & CO 4.97 04/23/2029	06/27/2025 06/30/2025 3,500,000.00	3,544,945.72 0.00 0.00 3,543,548.44	61,848.89 0.00 76,344.72 14,495.83	0.00 (1,397.28) (1,397.28) 13,098.56	13,098.56
Total Fixed Income			943,845,262.72 20,034,618.75 (20,000,000.00) 944,346,253.54	6,584,462.39 2,712,968.78 6,479,952.08 2,608,458.47	538,279.18 (71,907.11) 466,372.06 3,074,830.53	3,074,830.53
LAIF						
90LAIF\$00	Local Agency Investment Fund State Pool	33,030,165.12	39,930,165.12 11,400,000.00 (18,300,000.00) 33,030,165.12	0.00 0.00 0.00 0.00	0.00 0.00 0.00 0.00	0.00
Total LAIF			33,030,165.12	0.00	0.00	0.00
TOTAL PORTFOLIO			1,010,324,619.67 54,371,191.62 (58,441,496.98) 1,006,418,341.12	6,584,462.39 2,838,304.15 6,479,952.08 2,733,793.84	538,279.18 (71,907.11) 466,372.06 3,200,165.90	3,200,165.90

CASH FLOW REPORT



City of Mountain View Cons Non SRPC | Account #915 | As of September 30, 2025

Payment Date	Transaction Type	CUSIP	Quantity	Security Description	Principal Amount	Income	Total Amount
OCTOBER 2025							
10/01/2025	Dividend		0.00		101,700.79		101,700.79
10/01/2025	Dividend	31846V203	0.00	FIRST AMER:GVT OBLG Y	3,782.62		3,782.62
10/07/2025	Coupon	64952WEQ2	3,000,000.00	NEW YORK LIFE GLOBAL FUNDING 3.25 04/07/2027		48,750.00	48,750.00
10/08/2025	Coupon	45950KCX6	9,000,000.00	INTERNATIONAL FINANCE CORP 0.75 10/08/2026		33,750.00	33,750.00
10/14/2025	Coupon	023135CF1	8,000,000.00	AMAZON.COM INC 3.3 04/13/2027		132,000.00	132,000.00
10/15/2025	Dividend	90LAIF\$00	33,030,165.12	Local Agency Investment Fund State Pool	414,792.21		414,792.21
10/15/2025	Coupon	91282CGV7	10,000,000.00	UNITED STATES TREASURY 3.75 04/15/2026		187,500.00	187,500.00
10/15/2025	Coupon	931142FB4	2,500,000.00	WALMART INC 3.9 04/15/2028		48,750.00	48,750.00
10/17/2025	Coupon	31364FYC9	6,900,000.00	FEDERAL NATIONAL MORTGAGE ASSOCIATION 5.625 04/17/2028		194,062.50	194,062.50
10/20/2025	Coupon	4581X0DV7	8,000,000.00	INTER-AMERICAN DEVELOPMENT BANK 0.875 04/20/2026		35,000.00	35,000.00
10/20/2025	Coupon	459058JW4	7,000,000.00	INTERNATIONAL BANK FOR RECONSTRUCTION AND DEVELOPM 1.375 04/20/2028		48,125.00	48,125.00
10/20/2025	Coupon	61747YFQ3	3,500,000.00	MORGAN STANLEY 5.656 04/18/2030		98,980.00	98,980.00
10/23/2025	Coupon	3130AYQ41	15,000,000.00	FEDERAL HOME LOAN BANKS 4.375 10/23/2028		328,125.00	328,125.00
10/23/2025	Coupon	95000U3T8	3,500,000.00	WELLS FARGO & CO 4.97 04/23/2029		86,975.00	86,975.00
10/24/2025	Coupon	3130B62S4	15,000,000.00	FEDERAL HOME LOAN BANKS 3.965 04/24/2030		297,375.00	297,375.00
10/28/2025	Coupon	40139LBK8	3,000,000.00	GUARDIAN LIFE GLOBAL FUNDING 4.798 04/28/2030		71,970.00	71,970.00
10/29/2025	Coupon	742718FL8	3,000,000.00	PROCTER & GAMBLE CO 0.55 10/29/2025		8,250.00	8,250.00
10/29/2025	Final Maturity	742718FL8	3,000,000.00	PROCTER & GAMBLE CO 0.55 10/29/2025	3,000,000.00		3,000,000.00
10/30/2025	Coupon	09247XAP6	2,500,000.00	BLACKROCK FINANCE INC 3.25 04/30/2029		40,625.00	40,625.00
10/31/2025	Coupon	912828ZN3	5,000,000.00	UNITED STATES TREASURY 0.5 04/30/2027		12,500.00	12,500.00
10/31/2025	Coupon	91282CAT8	15,000,000.00	UNITED STATES TREASURY 0.25 10/31/2025		18,750.00	18,750.00
10/31/2025	Final Maturity	91282CAT8	15,000,000.00	UNITED STATES TREASURY 0.25 10/31/2025	15,000,000.00		15,000,000.00
10/31/2025	Coupon	91282CDG3	3,000,000.00	UNITED STATES TREASURY 1.125 10/31/2026		16,875.00	16,875.00
10/31/2025	Coupon	91282CEM9	10,000,000.00	UNITED STATES TREASURY 2.875 04/30/2029		143,750.00	143,750.00

CASH FLOW REPORT



City of Mountain View Cons Non SRPC | Account #915 | As of September 30, 2025

Payment Date	Transaction Type	CUSIP	Quantity	Security Description	Principal Amount	Income	Total Amount
10/31/2025	Coupon	91282CFT3	16,000,000.00	UNITED STATES TREASURY 4.0 10/31/2029		320,000.00	320,000.00
10/31/2025	Coupon	91282CFU0	15,000,000.00	UNITED STATES TREASURY 4.125 10/31/2027		309,375.00	309,375.00
October 2025 Total					18,520,275.62	2,481,487.50	21,001,763.12
NOVEMBER 2025							
11/07/2025	Coupon	3135G06G3	8,000,000.00	FEDERAL NATIONAL MORTGAGE ASSOCIATION 0.5 11/07/2025		20,000.00	20,000.00
11/07/2025	Final Maturity	3135G06G3	8,000,000.00	FEDERAL NATIONAL MORTGAGE ASSOCIATION 0.5 11/07/2025	8,000,000.00		8,000,000.00
11/12/2025	Coupon	037833CR9	2,000,000.00	APPLE INC 3.2 05/11/2027		32,000.00	32,000.00
11/13/2025	Coupon	037833DK3	2,500,000.00	APPLE INC 3.0 11/13/2027		37,500.00	37,500.00
11/17/2025	Coupon	30303M8L9	4,700,000.00	META PLATFORMS INC 4.6 05/15/2028		108,100.00	108,100.00
11/17/2025	Coupon	341081GN1	5,000,000.00	FLORIDA POWER & LIGHT CO 4.4 05/15/2028		110,000.00	110,000.00
11/17/2025	Coupon	9128283F5	7,000,000.00	UNITED STATES TREASURY 2.25 11/15/2027		78,750.00	78,750.00
11/17/2025	Coupon	9128284N7	15,000,000.00	UNITED STATES TREASURY 2.875 05/15/2028		215,625.00	215,625.00
11/17/2025	Coupon	9128285M8	20,000,000.00	UNITED STATES TREASURY 3.125 11/15/2028		312,500.00	312,500.00
11/17/2025	Coupon	912828M56	10,000,000.00	UNITED STATES TREASURY 2.25 11/15/2025		112,500.00	112,500.00
11/17/2025	Final Maturity	912828M56	10,000,000.00	UNITED STATES TREASURY 2.25 11/15/2025	10,000,000.00		10,000,000.00
11/17/2025	Coupon	912828R36	12,000,000.00	UNITED STATES TREASURY 1.625 05/15/2026		97,500.00	97,500.00
11/17/2025	Coupon	912828X88	20,500,000.00	UNITED STATES TREASURY 2.375 05/15/2027		243,437.50	243,437.50
11/17/2025	Coupon	912828ZQ6	10,000,000.00	UNITED STATES TREASURY 0.625 05/15/2030		31,250.00	31,250.00
11/20/2025	Coupon	747525BU6	3,500,000.00	QUALCOMM INC 4.5 05/20/2030		78,312.50	78,312.50
November 2025 Total					18,000,000.00	1,477,475.00	19,477,475.00
DECEMBER 2025							
12/01/2025	Coupon	91282CCF6	10,000,000.00	UNITED STATES TREASURY 0.75 05/31/2026		37,500.00	37,500.00
12/01/2025	Coupon	91282CDK4	9,000,000.00	UNITED STATES TREASURY 1.25 11/30/2026		56,250.00	56,250.00
12/01/2025	Coupon	91282CES6	15,000,000.00	UNITED STATES TREASURY 2.75 05/31/2029		206,250.00	206,250.00
12/01/2025	Coupon	91282CET4	3,000,000.00	UNITED STATES TREASURY 2.625 05/31/2027		39,375.00	39,375.00
12/01/2025	Coupon	91282CFY2	12,000,000.00	UNITED STATES TREASURY 3.875 11/30/2029		232,500.00	232,500.00
12/01/2025	Coupon	91282CFZ9	7,000,000.00	UNITED STATES TREASURY 3.875 11/30/2027		135,625.00	135,625.00
12/01/2025	Coupon	91282CHF1	10,000,000.00	UNITED STATES TREASURY 3.75 05/31/2030		187,500.00	187,500.00
12/01/2025	Coupon	91282CMA6	8,000,000.00	UNITED STATES TREASURY 4.125 11/30/2029		165,000.00	165,000.00

CASH FLOW REPORT



City of Mountain View Cons Non SRPC | Account #915 | As of September 30, 2025

Payment Date	Transaction Type	CUSIP	Quantity	Security Description	Principal Amount	Income	Total Amount
12/10/2025	Coupon	40139LBC6	4,000,000.00	GUARDIAN LIFE GLOBAL FUNDING 0.875 12/10/2025		17,500.00	17,500.00
12/10/2025	Final Maturity	40139LBC6	4,000,000.00	GUARDIAN LIFE GLOBAL FUNDING 0.875 12/10/2025	4,000,000.00		4,000,000.00
12/11/2025	Coupon	3130A9YY1	8,000,000.00	FEDERAL HOME LOAN BANKS 2.125 12/11/2026		85,000.00	85,000.00
12/12/2025	Coupon	3130AMFS6	5,000,000.00	FEDERAL HOME LOAN BANKS 0.75 06/12/2026		18,750.00	18,750.00
12/12/2025	Coupon	3130AVWS7	7,000,000.00	FEDERAL HOME LOAN BANKS 3.75 06/12/2026		131,250.00	131,250.00
12/15/2025	Coupon	12572QAJ4	3,850,000.00	CME GROUP INC 3.75 06/15/2028		72,187.50	72,187.50
12/15/2025	Coupon	3130ATUT2	12,000,000.00	FEDERAL HOME LOAN BANKS 4.5 12/14/2029		270,000.00	270,000.00
12/15/2025	Coupon	341081GT8	3,000,000.00	FLORIDA POWER & LIGHT CO 5.15 06/15/2029		77,250.00	77,250.00
12/15/2025	Coupon	459058KJ1	5,000,000.00	INTERNATIONAL BANK FOR RECONSTRUCTION AND DEVELOPM 3.125 06/15/2027		78,125.00	78,125.00
12/15/2025	Coupon	64952WFD0	3,000,000.00	NEW YORK LIFE GLOBAL FUNDING 4.9 06/13/2028		73,500.00	73,500.00
12/31/2025	Coupon	91282CBC4	10,000,000.00	UNITED STATES TREASURY 0.375 12/31/2025		18,750.00	18,750.00
12/31/2025	Final Maturity	91282CBC4	10,000,000.00	UNITED STATES TREASURY 0.375 12/31/2025	10,000,000.00		10,000,000.00
12/31/2025	Coupon	91282CDP3	10,000,000.00	UNITED STATES TREASURY 1.375 12/31/2028		68,750.00	68,750.00
12/31/2025	Coupon	91282CGC9	10,000,000.00	UNITED STATES TREASURY 3.875 12/31/2027		193,750.00	193,750.00
12/31/2025	Coupon	91282CMD0	7,000,000.00	UNITED STATES TREASURY 4.375 12/31/2029		153,125.00	153,125.00
December 2025 Total					14,000,000.00	2,317,937.50	16,317,937.50
JANUARY 2026							
01/02/2026	Coupon	3130B0PF0	10,000,000.00	FEDERAL HOME LOAN BANKS 4.8 01/02/2029		240,000.00	240,000.00
01/02/2026	Coupon	45950KDHO	5,920,000.00	INTERNATIONAL FINANCE CORP 4.25 07/02/2029		125,800.00	125,800.00
01/02/2026	Coupon	74464AAC5	2,500,000.00	PUBLIC STORAGE OPERATING CO 4.375 07/01/2030		54,991.32	54,991.32
01/07/2026	Coupon	4581X0CY2	10,000,000.00	INTER-AMERICAN DEVELOPMENT BANK 2.375 07/07/2027		118,750.00	118,750.00
01/08/2026	Coupon	14913UAX8	3,500,000.00	CATERPILLAR FINANCIAL SERVICES CORP 4.8 01/08/2030		84,000.00	84,000.00

CASH FLOW REPORT



City of Mountain View Cons Non SRPC | Account #915 | As of September 30, 2025

Payment Date	Transaction Type	CUSIP	Quantity	Security Description	Principal Amount	Income	Total Amount
01/08/2026	Coupon	59217GFR5	3,000,000.00	METROPOLITAN LIFE GLOBAL FUNDING I 4.85 01/08/2029		72,750.00	72,750.00
01/08/2026	Coupon	931142EM1	3,000,000.00	WALMART INC 3.05 07/08/2026		45,750.00	45,750.00
01/09/2026	Coupon	89236TNA9	3,500,000.00	TOYOTA MOTOR CREDIT CORP 4.95 01/09/2030		86,625.00	86,625.00
01/12/2026	Coupon	59217GER6	3,000,000.00	METROPOLITAN LIFE GLOBAL FUNDING I 1.875 01/11/2027		28,125.00	28,125.00
01/12/2026	Coupon	66815L2F5	2,000,000.00	NORTHWESTERN MUTUAL GLOBAL FUNDING 1.75 01/11/2027		17,500.00	17,500.00
01/12/2026	Coupon	66815L2Q1	700,000.00	NORTHWESTERN MUTUAL GLOBAL FUNDING 4.71 01/10/2029		16,485.00	16,485.00
01/15/2026	Coupon	459058JX2	7,000,000.00	INTERNATIONAL BANK FOR RECONSTRUCTION AND DEVELOPM 0.875 07/15/2026		30,625.00	30,625.00
01/15/2026	Coupon	91282CJT9	5,000,000.00	UNITED STATES TREASURY 4.0 01/15/2027		100,000.00	100,000.00
01/20/2026	Coupon	025816EJ4	3,000,000.00	AMERICAN EXPRESS CO 4.351 07/20/2029		63,452.08	63,452.08
01/20/2026	Coupon	57629W5B2	5,000,000.00	MASSMUTUAL GLOBAL FUNDING II 4.85 01/17/2029		121,250.00	121,250.00
01/23/2026	Coupon	06051GHM4	3,500,000.00	BANK OF AMERICA CORP 4.271 07/23/2029		74,742.50	74,742.50
01/23/2026	Coupon	46647PEB8	3,500,000.00	JPMORGAN CHASE & CO 5.012 01/23/2030		87,710.00	87,710.00
01/26/2026	Coupon	459058KU6	5,000,000.00	INTERNATIONAL BANK FOR RECONSTRUCTION AND DEVELOPM 4.0 07/25/2030		100,000.00	100,000.00
01/26/2026	Coupon	742718FZ7	3,000,000.00	PROCTER & GAMBLE CO 3.95 01/26/2028		59,250.00	59,250.00
01/29/2026	Coupon	742718GF0	1,500,000.00	PROCTER & GAMBLE CO 4.35 01/29/2029		32,625.00	32,625.00
January 2026 Total						1,560,430.90	1,560,430.90
FEBRUARY 2026							
02/02/2026	Coupon	459058KW2	10,000,000.00	INTERNATIONAL BANK FOR RECONSTRUCTION AND DEVELOPM 4.625 08/01/2028		231,250.00	231,250.00
02/02/2026	Coupon	624410HP4	760,000.00	MOUNTAIN VIEW CALIF SHORELINE REGL PK CMNTY 3.885 08/01/2026		14,763.00	14,763.00
02/02/2026	Coupon	624410HR0	400,000.00	MOUNTAIN VIEW CALIF SHORELINE REGL PK CMNTY 4.085 08/01/2028		8,170.00	8,170.00
02/02/2026	Coupon	624410HT6	1,240,000.00	MOUNTAIN VIEW CALIF SHORELINE REGL PK CMNTY 4.185 08/01/2030		25,947.00	25,947.00
02/02/2026	Coupon	742718FV6	3,000,000.00	PROCTER & GAMBLE CO 1.9 02/01/2027		28,500.00	28,500.00

CASH FLOW REPORT



City of Mountain View Cons Non SRPC | Account #915 | As of September 30, 2025

Payment Date	Transaction Type	CUSIP	Quantity	Security Description	Principal Amount	Income	Total Amount
02/02/2026	Coupon	912828Z78	5,000,000.00	UNITED STATES TREASURY 1.5 01/31/2027		37,500.00	37,500.00
02/02/2026	Coupon	91282CBH3	12,000,000.00	UNITED STATES TREASURY 0.375 01/31/2026		22,500.00	22,500.00
02/02/2026	Final Maturity	91282CBH3	12,000,000.00	UNITED STATES TREASURY 0.375 01/31/2026	12,000,000.00		12,000,000.00
02/02/2026	Coupon	91282CCP4	15,000,000.00	UNITED STATES TREASURY 0.625 07/31/2026		46,875.00	46,875.00
02/02/2026	Coupon	91282CCR0	10,000,000.00	UNITED STATES TREASURY 1.0 07/31/2028		50,000.00	50,000.00
02/02/2026	Coupon	91282CFB2	15,000,000.00	UNITED STATES TREASURY 2.75 07/31/2027		206,250.00	206,250.00
02/02/2026	Coupon	91282CFC0	5,000,000.00	UNITED STATES TREASURY 2.625 07/31/2029		65,625.00	65,625.00
02/02/2026	Coupon	91282CGH8	14,000,000.00	UNITED STATES TREASURY 3.5 01/31/2028		245,000.00	245,000.00
02/02/2026	Coupon	91282CGJ4	12,000,000.00	UNITED STATES TREASURY 3.5 01/31/2030		210,000.00	210,000.00
02/02/2026	Coupon	91282CHQ7	10,000,000.00	UNITED STATES TREASURY 4.125 07/31/2028		206,250.00	206,250.00
02/02/2026	Coupon	91282CHR5	5,000,000.00	UNITED STATES TREASURY 4.0 07/31/2030		100,000.00	100,000.00
02/02/2026	Coupon	91282CNN7	5,000,000.00	UNITED STATES TREASURY 3.875 07/31/2030		96,875.00	96,875.00
02/06/2026	Coupon	594918BY9	5,200,000.00	MICROSOFT CORP 3.3 02/06/2027		85,800.00	85,800.00
02/09/2026	Coupon	037833EB2	3,000,000.00	APPLE INC 0.7 02/08/2026		10,500.00	10,500.00
02/09/2026	Final Maturity	037833EB2	3,000,000.00	APPLE INC 0.7 02/08/2026	3,000,000.00		3,000,000.00
02/17/2026	Coupon	4581X0EN4	10,000,000.00	INTER-AMERICAN DEVELOPMENT BANK 4.125 02/15/2029		206,250.00	206,250.00
02/17/2026	Coupon	912810FA1	5,000,000.00	UNITED STATES TREASURY 6.375 08/15/2027		159,375.00	159,375.00
02/17/2026	Coupon	9128282R0	10,000,000.00	UNITED STATES TREASURY 2.25 08/15/2027		112,500.00	112,500.00
02/17/2026	Coupon	9128283W8	10,000,000.00	UNITED STATES TREASURY 2.75 02/15/2028		137,500.00	137,500.00
02/17/2026	Coupon	9128284V9	10,000,000.00	UNITED STATES TREASURY 2.875 08/15/2028		143,750.00	143,750.00
02/17/2026	Coupon	9128286B1	6,000,000.00	UNITED STATES TREASURY 2.625 02/15/2029		78,750.00	78,750.00
02/17/2026	Coupon	912828P46	3,000,000.00	UNITED STATES TREASURY 1.625 02/15/2026		24,375.00	24,375.00
02/17/2026	Final Maturity	912828P46	3,000,000.00	UNITED STATES TREASURY 1.625 02/15/2026	3,000,000.00		3,000,000.00
02/17/2026	Coupon	912828V98	5,000,000.00	UNITED STATES TREASURY 2.25 02/15/2027		56,250.00	56,250.00
02/17/2026	Coupon	912828Z94	17,000,000.00	UNITED STATES TREASURY 1.5 02/15/2030		127,500.00	127,500.00
02/17/2026	Coupon	91324PEQ1	3,500,000.00	UNITEDHEALTH GROUP INC 5.3 02/15/2030		92,750.00	92,750.00
02/23/2026	Coupon	3130B6J64	5,000,000.00	FEDERAL HOME LOAN BANKS 4.3 02/23/2028		107,500.00	107,500.00
02/25/2026	Coupon	63743HFZ0	1,500,000.00	NATIONAL RURAL UTILITIES COOPERATIVE FINANCE CORP 4.15 08/25/2028		31,125.00	31,125.00
February 2026 Total					18,000,000.00	2,969,430.00	20,969,430.00

CASH FLOW REPORT



City of Mountain View Cons Non SRPC | Account #915 | As of September 30, 2025

Payment Date	Transaction Type	CUSIP	Quantity	Security Description	Principal Amount	Income	Total Amount
MARCH 2026							
03/02/2026	Coupon	194162AR4	3,000,000.00	COLGATE-PALMOLIVE CO 4.6 03/01/2028		69,000.00	69,000.00
03/02/2026	Coupon	91282CBQ3	10,000,000.00	UNITED STATES TREASURY 0.5 02/28/2026		25,000.00	25,000.00
03/02/2026	Final Maturity	91282CBQ3	10,000,000.00	UNITED STATES TREASURY 0.5 02/28/2026	10,000,000.00		10,000,000.00
03/02/2026	Coupon	91282CCW9	17,000,000.00	UNITED STATES TREASURY 0.75 08/31/2026		63,750.00	63,750.00
03/02/2026	Coupon	91282CFH9	5,000,000.00	UNITED STATES TREASURY 3.125 08/31/2027		78,125.00	78,125.00
03/02/2026	Coupon	91282CFJ5	15,000,000.00	UNITED STATES TREASURY 3.125 08/31/2029		234,375.00	234,375.00
03/02/2026	Coupon	91282CNX5	10,000,000.00	UNITED STATES TREASURY 3.625 08/31/2030		181,250.00	181,250.00
03/09/2026	Coupon	3130AV5P3	7,500,000.00	FEDERAL HOME LOAN BANKS 4.375 03/08/2030		164,062.50	164,062.50
03/13/2026	Coupon	3130ALN83	4,200,000.00	FEDERAL HOME LOAN BANKS 0.75 03/13/2026		15,750.00	15,750.00
03/13/2026	Final Maturity	3130ALN83	4,200,000.00	FEDERAL HOME LOAN BANKS 0.75 03/13/2026	4,200,000.00		4,200,000.00
03/16/2026	Coupon	084670BS6	3,000,000.00	BERKSHIRE HATHAWAY INC 3.125 03/15/2026		46,875.00	46,875.00
03/16/2026	Final Maturity	084670BS6	3,000,000.00	BERKSHIRE HATHAWAY INC 3.125 03/15/2026	3,000,000.00		3,000,000.00
03/16/2026	Coupon	09247XAN1	6,000,000.00	BLACKROCK FINANCE INC 3.2 03/15/2027		96,000.00	96,000.00
03/16/2026	Coupon	3130ATY50	6,000,000.00	FEDERAL HOME LOAN BANKS 4.15 09/15/2026		124,500.00	124,500.00
03/16/2026	Coupon	66815L2K4	2,500,000.00	NORTHWESTERN MUTUAL GLOBAL FUNDING 4.35 09/15/2027		54,375.00	54,375.00
03/16/2026	Coupon	91282CMS7	5,000,000.00	UNITED STATES TREASURY 3.875 03/15/2028		96,875.00	96,875.00
03/16/2026	Coupon	92826CAH5	2,500,000.00	VISA INC 2.75 09/15/2027		34,375.00	34,375.00
03/20/2026	Coupon	459058LR2	10,000,000.00	INTERNATIONAL BANK FOR RECONSTRUCTION AND DEVELOPM 4.125 03/20/2030		206,250.00	206,250.00
03/23/2026	Coupon	45950VPU4	4,000,000.00	INTERNATIONAL FINANCE CORP 0.75 03/23/2026		15,000.00	15,000.00
03/23/2026	Final Maturity	45950VPU4	4,000,000.00	INTERNATIONAL FINANCE CORP 0.75 03/23/2026	4,000,000.00		4,000,000.00
03/31/2026	Coupon	91282CAL5	10,000,000.00	UNITED STATES TREASURY 0.375 09/30/2027		18,750.00	18,750.00
03/31/2026	Coupon	91282CCZ2	16,000,000.00	UNITED STATES TREASURY 0.875 09/30/2026		70,000.00	70,000.00
03/31/2026	Coupon	91282CEE7	16,000,000.00	UNITED STATES TREASURY 2.375 03/31/2029		190,000.00	190,000.00
03/31/2026	Coupon	91282CEF4	10,000,000.00	UNITED STATES TREASURY 2.5 03/31/2027		125,000.00	125,000.00
03/31/2026	Coupon	91282CFL0	18,000,000.00	UNITED STATES TREASURY 3.875 09/30/2029		348,750.00	348,750.00
03/31/2026	Coupon	91282CFM8	8,000,000.00	UNITED STATES TREASURY 4.125 09/30/2027		165,000.00	165,000.00
03/31/2026	Coupon	91282CGT2	7,000,000.00	UNITED STATES TREASURY 3.625 03/31/2028		126,875.00	126,875.00

CASH FLOW REPORT



City of Mountain View Cons Non SRPC | Account #915 | As of September 30, 2025

Payment Date	Transaction Type	CUSIP	Quantity	Security Description	Principal Amount	Income	Total Amount
03/31/2026	Coupon	91282CJA0	15,000,000.00	UNITED STATES TREASURY 4.625 09/30/2028		346,875.00	346,875.00
March 2026 Total					21,200,000.00	2,896,812.50	24,096,812.50
APRIL 2026							
04/02/2026	Coupon	3130B0PF0	10,000,000.00	FEDERAL HOME LOAN BANKS 4.8 01/02/2029		120,000.00	120,000.00
04/02/2026	Effective Maturity	3130B0PF0	10,000,000.00	FEDERAL HOME LOAN BANKS 4.8 01/02/2029	10,000,000.00		10,000,000.00
04/07/2026	Coupon	64952WEQ2	3,000,000.00	NEW YORK LIFE GLOBAL FUNDING 3.25 04/07/2027		48,750.00	48,750.00
04/08/2026	Coupon	45950KCX6	9,000,000.00	INTERNATIONAL FINANCE CORP 0.75 10/08/2026		33,750.00	33,750.00
04/13/2026	Coupon	023135CF1	8,000,000.00	AMAZON.COM INC 3.3 04/13/2027		132,000.00	132,000.00
04/15/2026	Coupon	91282CGV7	10,000,000.00	UNITED STATES TREASURY 3.75 04/15/2026		187,500.00	187,500.00
04/15/2026	Final Maturity	91282CGV7	10,000,000.00	UNITED STATES TREASURY 3.75 04/15/2026	10,000,000.00		10,000,000.00
04/15/2026	Coupon	931142FB4	2,500,000.00	WALMART INC 3.9 04/15/2028		48,750.00	48,750.00
04/17/2026	Coupon	31364FYC9	6,900,000.00	FEDERAL NATIONAL MORTGAGE ASSOCIATION 5.625 04/17/2028		194,062.50	194,062.50
04/20/2026	Coupon	4581X0DV7	8,000,000.00	INTER-AMERICAN DEVELOPMENT BANK 0.875 04/20/2026		35,000.00	35,000.00
04/20/2026	Final Maturity	4581X0DV7	8,000,000.00	INTER-AMERICAN DEVELOPMENT BANK 0.875 04/20/2026	8,000,000.00		8,000,000.00
04/20/2026	Coupon	459058JW4	7,000,000.00	INTERNATIONAL BANK FOR RECONSTRUCTION AND DEVELOPM 1.375 04/20/2028		48,125.00	48,125.00
04/20/2026	Coupon	61747YFQ3	3,500,000.00	MORGAN STANLEY 5.656 04/18/2030		98,980.00	98,980.00
04/23/2026	Coupon	3130AYQ41	15,000,000.00	FEDERAL HOME LOAN BANKS 4.375 10/23/2028		328,125.00	328,125.00
04/23/2026	Coupon	95000U3T8	3,500,000.00	WELLS FARGO & CO 4.97 04/23/2029		86,975.00	86,975.00
04/24/2026	Coupon	3130B62S4	15,000,000.00	FEDERAL HOME LOAN BANKS 3.965 04/24/2030		297,375.00	297,375.00
04/28/2026	Coupon	40139LBK8	3,000,000.00	GUARDIAN LIFE GLOBAL FUNDING 4.798 04/28/2030		71,970.00	71,970.00
04/30/2026	Coupon	09247XAP6	2,500,000.00	BLACKROCK FINANCE INC 3.25 04/30/2029		40,625.00	40,625.00
04/30/2026	Coupon	912828ZN3	5,000,000.00	UNITED STATES TREASURY 0.5 04/30/2027		12,500.00	12,500.00
04/30/2026	Coupon	91282CDG3	3,000,000.00	UNITED STATES TREASURY 1.125 10/31/2026		16,875.00	16,875.00
04/30/2026	Coupon	91282CEM9	10,000,000.00	UNITED STATES TREASURY 2.875 04/30/2029		143,750.00	143,750.00

CASH FLOW REPORT



City of Mountain View Cons Non SRPC | Account #915 | As of September 30, 2025

Payment Date	Transaction Type	CUSIP	Quantity	Security Description	Principal Amount	Income	Total Amount
04/30/2026	Coupon	91282CFT3	16,000,000.00	UNITED STATES TREASURY 4.0 10/31/2029		320,000.00	320,000.00
04/30/2026	Coupon	91282CFU0	15,000,000.00	UNITED STATES TREASURY 4.125 10/31/2027		309,375.00	309,375.00
April 2026 Total					28,000,000.00	2,574,487.50	30,574,487.50
MAY 2026							
05/11/2026	Coupon	037833CR9	2,000,000.00	APPLE INC 3.2 05/11/2027		32,000.00	32,000.00
05/13/2026	Coupon	037833DK3	2,500,000.00	APPLE INC 3.0 11/13/2027		37,500.00	37,500.00
05/15/2026	Coupon	30303M8L9	4,700,000.00	META PLATFORMS INC 4.6 05/15/2028		108,100.00	108,100.00
05/15/2026	Coupon	341081GN1	5,000,000.00	FLORIDA POWER & LIGHT CO 4.4 05/15/2028		110,000.00	110,000.00
05/15/2026	Coupon	9128283F5	7,000,000.00	UNITED STATES TREASURY 2.25 11/15/2027		78,750.00	78,750.00
05/15/2026	Coupon	9128284N7	15,000,000.00	UNITED STATES TREASURY 2.875 05/15/2028		215,625.00	215,625.00
05/15/2026	Coupon	9128285M8	20,000,000.00	UNITED STATES TREASURY 3.125 11/15/2028		312,500.00	312,500.00
05/15/2026	Coupon	912828R36	12,000,000.00	UNITED STATES TREASURY 1.625 05/15/2026		97,500.00	97,500.00
05/15/2026	Final Maturity	912828R36	12,000,000.00	UNITED STATES TREASURY 1.625 05/15/2026	12,000,000.00		12,000,000.00
05/15/2026	Coupon	912828X88	20,500,000.00	UNITED STATES TREASURY 2.375 05/15/2027		243,437.50	243,437.50
05/15/2026	Coupon	912828ZQ6	10,000,000.00	UNITED STATES TREASURY 0.625 05/15/2030		31,250.00	31,250.00
05/20/2026	Coupon	747525BU6	3,500,000.00	QUALCOMM INC 4.5 05/20/2030		78,750.00	78,750.00
May 2026 Total					12,000,000.00	1,345,412.50	13,345,412.50
JUNE 2026							
06/01/2026	Coupon	91282CCF6	10,000,000.00	UNITED STATES TREASURY 0.75 05/31/2026		37,500.00	37,500.00
06/01/2026	Final Maturity	91282CCF6	10,000,000.00	UNITED STATES TREASURY 0.75 05/31/2026	10,000,000.00		10,000,000.00
06/01/2026	Coupon	91282CDK4	9,000,000.00	UNITED STATES TREASURY 1.25 11/30/2026		56,250.00	56,250.00
06/01/2026	Coupon	91282CES6	15,000,000.00	UNITED STATES TREASURY 2.75 05/31/2029		206,250.00	206,250.00
06/01/2026	Coupon	91282CET4	3,000,000.00	UNITED STATES TREASURY 2.625 05/31/2027		39,375.00	39,375.00
06/01/2026	Coupon	91282CFY2	12,000,000.00	UNITED STATES TREASURY 3.875 11/30/2029		232,500.00	232,500.00
06/01/2026	Coupon	91282CFZ9	7,000,000.00	UNITED STATES TREASURY 3.875 11/30/2027		135,625.00	135,625.00
06/01/2026	Coupon	91282CHF1	10,000,000.00	UNITED STATES TREASURY 3.75 05/31/2030		187,500.00	187,500.00
06/01/2026	Coupon	91282CMA6	8,000,000.00	UNITED STATES TREASURY 4.125 11/30/2029		165,000.00	165,000.00
06/11/2026	Coupon	3130A9YY1	8,000,000.00	FEDERAL HOME LOAN BANKS 2.125 12/11/2026		85,000.00	85,000.00
06/12/2026	Coupon	3130AMFS6	5,000,000.00	FEDERAL HOME LOAN BANKS 0.75 06/12/2026		18,750.00	18,750.00
06/12/2026	Final Maturity	3130AMFS6	5,000,000.00	FEDERAL HOME LOAN BANKS 0.75 06/12/2026	5,000,000.00		5,000,000.00
06/12/2026	Coupon	3130AVWS7	7,000,000.00	FEDERAL HOME LOAN BANKS 3.75 06/12/2026		131,250.00	131,250.00

CASH FLOW REPORT



City of Mountain View Cons Non SRPC | Account #915 | As of September 30, 2025

Payment Date	Transaction Type	CUSIP	Quantity	Security Description	Principal Amount	Income	Total Amount
06/12/2026	Final Maturity	3130AVWS7	7,000,000.00	FEDERAL HOME LOAN BANKS 3.75 06/12/2026	7,000,000.00		7,000,000.00
06/15/2026	Coupon	12572QAJ4	3,850,000.00	CME GROUP INC 3.75 06/15/2028		72,187.50	72,187.50
06/15/2026	Coupon	3130ATUT2	12,000,000.00	FEDERAL HOME LOAN BANKS 4.5 12/14/2029		270,000.00	270,000.00
06/15/2026	Coupon	341081GT8	3,000,000.00	FLORIDA POWER & LIGHT CO 5.15 06/15/2029		77,250.00	77,250.00
06/15/2026	Coupon	459058KJ1	5,000,000.00	INTERNATIONAL BANK FOR RECONSTRUCTION AND DEVELOPM 3.125 06/15/2027		78,125.00	78,125.00
06/15/2026	Coupon	64952WFD0	3,000,000.00	NEW YORK LIFE GLOBAL FUNDING 4.9 06/13/2028		73,500.00	73,500.00
06/30/2026	Coupon	91282CDP3	10,000,000.00	UNITED STATES TREASURY 1.375 12/31/2028		68,750.00	68,750.00
06/30/2026	Coupon	91282CGC9	10,000,000.00	UNITED STATES TREASURY 3.875 12/31/2027		193,750.00	193,750.00
06/30/2026	Coupon	91282CMD0	7,000,000.00	UNITED STATES TREASURY 4.375 12/31/2029		153,125.00	153,125.00
June 2026 Total					22,000,000.00	2,281,687.50	24,281,687.50
JULY 2026							
07/01/2026	Coupon	74464AAC5	2,500,000.00	PUBLIC STORAGE OPERATING CO 4.375 07/01/2030		54,687.50	54,687.50
07/02/2026	Coupon	45950KDHO	5,920,000.00	INTERNATIONAL FINANCE CORP 4.25 07/02/2029		125,800.00	125,800.00
07/07/2026	Coupon	4581XOCY2	10,000,000.00	INTER-AMERICAN DEVELOPMENT BANK 2.375 07/07/2027		118,750.00	118,750.00
07/08/2026	Coupon	14913UAX8	3,500,000.00	CATERPILLAR FINANCIAL SERVICES CORP 4.8 01/08/2030		84,000.00	84,000.00
07/08/2026	Coupon	59217GFR5	3,000,000.00	METROPOLITAN LIFE GLOBAL FUNDING I 4.85 01/08/2029		72,750.00	72,750.00
07/08/2026	Coupon	931142EM1	3,000,000.00	WALMART INC 3.05 07/08/2026		45,750.00	45,750.00
07/08/2026	Final Maturity	931142EM1	3,000,000.00	WALMART INC 3.05 07/08/2026	3,000,000.00		3,000,000.00
07/09/2026	Coupon	89236TNA9	3,500,000.00	TOYOTA MOTOR CREDIT CORP 4.95 01/09/2030		86,625.00	86,625.00
07/10/2026	Coupon	66815L2Q1	700,000.00	NORTHWESTERN MUTUAL GLOBAL FUNDING 4.71 01/10/2029		16,485.00	16,485.00
07/13/2026	Coupon	59217GER6	3,000,000.00	METROPOLITAN LIFE GLOBAL FUNDING I 1.875 01/11/2027		28,125.00	28,125.00
07/13/2026	Coupon	66815L2F5	2,000,000.00	NORTHWESTERN MUTUAL GLOBAL FUNDING 1.75 01/11/2027		17,500.00	17,500.00

CASH FLOW REPORT



City of Mountain View Cons Non SRPC | Account #915 | As of September 30, 2025

Payment Date	Transaction Type	CUSIP	Quantity	Security Description	Principal Amount	Income	Total Amount
07/15/2026	Coupon	459058JX2	7,000,000.00	INTERNATIONAL BANK FOR RECONSTRUCTION AND DEVELOPM 0.875 07/15/2026		30,625.00	30,625.00
07/15/2026	Final Maturity	459058JX2	7,000,000.00	INTERNATIONAL BANK FOR RECONSTRUCTION AND DEVELOPM 0.875 07/15/2026	7,000,000.00		7,000,000.00
07/15/2026	Coupon	91282CJT9	5,000,000.00	UNITED STATES TREASURY 4.0 01/15/2027		100,000.00	100,000.00
07/17/2026	Coupon	57629W5B2	5,000,000.00	MASSMUTUAL GLOBAL FUNDING II 4.85 01/17/2029		121,250.00	121,250.00
07/20/2026	Coupon	025816EJ4	3,000,000.00	AMERICAN EXPRESS CO 4.351 07/20/2029		65,265.00	65,265.00
07/23/2026	Coupon	06051GHM4	3,500,000.00	BANK OF AMERICA CORP 4.271 07/23/2029		74,742.50	74,742.50
07/23/2026	Coupon	46647PEB8	3,500,000.00	JPMORGAN CHASE & CO 5.012 01/23/2030		87,710.00	87,710.00
07/27/2026	Coupon	459058KU6	5,000,000.00	INTERNATIONAL BANK FOR RECONSTRUCTION AND DEVELOPM 4.0 07/25/2030		100,000.00	100,000.00
07/27/2026	Coupon	742718FZ7	3,000,000.00	PROCTER & GAMBLE CO 3.95 01/26/2028		59,250.00	59,250.00
07/29/2026	Coupon	742718GF0	1,500,000.00	PROCTER & GAMBLE CO 4.35 01/29/2029		32,625.00	32,625.00
07/31/2026	Coupon	912828Z78	5,000,000.00	UNITED STATES TREASURY 1.5 01/31/2027		37,500.00	37,500.00
07/31/2026	Coupon	91282CCP4	15,000,000.00	UNITED STATES TREASURY 0.625 07/31/2026		46,875.00	46,875.00
07/31/2026	Final Maturity	91282CCP4	15,000,000.00	UNITED STATES TREASURY 0.625 07/31/2026	15,000,000.00		15,000,000.00
07/31/2026	Coupon	91282CCR0	10,000,000.00	UNITED STATES TREASURY 1.0 07/31/2028		50,000.00	50,000.00
07/31/2026	Coupon	91282CFB2	15,000,000.00	UNITED STATES TREASURY 2.75 07/31/2027		206,250.00	206,250.00
07/31/2026	Coupon	91282CFC0	5,000,000.00	UNITED STATES TREASURY 2.625 07/31/2029		65,625.00	65,625.00
07/31/2026	Coupon	91282CGH8	14,000,000.00	UNITED STATES TREASURY 3.5 01/31/2028		245,000.00	245,000.00
07/31/2026	Coupon	91282CGJ4	12,000,000.00	UNITED STATES TREASURY 3.5 01/31/2030		210,000.00	210,000.00
07/31/2026	Coupon	91282CHQ7	10,000,000.00	UNITED STATES TREASURY 4.125 07/31/2028		206,250.00	206,250.00
07/31/2026	Coupon	91282CHR5	5,000,000.00	UNITED STATES TREASURY 4.0 07/31/2030		100,000.00	100,000.00
07/31/2026	Coupon	91282CNN7	5,000,000.00	UNITED STATES TREASURY 3.875 07/31/2030		96,875.00	96,875.00
July 2026 Total					25,000,000.00	2,586,315.00	27,586,315.00
AUGUST 2026							
08/03/2026	Coupon	459058KW2	10,000,000.00	INTERNATIONAL BANK FOR RECONSTRUCTION AND DEVELOPM 4.625 08/01/2028		231,250.00	231,250.00
08/03/2026	Coupon	624410HP4	760,000.00	MOUNTAIN VIEW CALIF SHORELINE REGL PK CMNTY 3.885 08/01/2026		14,763.00	14,763.00
08/03/2026	Final Maturity	624410HP4	760,000.00	MOUNTAIN VIEW CALIF SHORELINE REGL PK CMNTY 3.885 08/01/2026	760,000.00		760,000.00

CASH FLOW REPORT



City of Mountain View Cons Non SRPC | Account #915 | As of September 30, 2025

Payment Date	Transaction Type	CUSIP	Quantity	Security Description	Principal Amount	Income	Total Amount
08/03/2026	Coupon	624410HR0	400,000.00	MOUNTAIN VIEW CALIF SHORELINE REGL PK CMNTY 4.085 08/01/2028		8,170.00	8,170.00
08/03/2026	Coupon	624410HT6	1,240,000.00	MOUNTAIN VIEW CALIF SHORELINE REGL PK CMNTY 4.185 08/01/2030		25,947.00	25,947.00
08/03/2026	Coupon	742718FV6	3,000,000.00	PROCTER & GAMBLE CO 1.9 02/01/2027		28,500.00	28,500.00
08/06/2026	Coupon	594918BY9	5,200,000.00	MICROSOFT CORP 3.3 02/06/2027		85,800.00	85,800.00
08/17/2026	Coupon	4581X0EN4	10,000,000.00	INTER-AMERICAN DEVELOPMENT BANK 4.125 02/15/2029		206,250.00	206,250.00
08/17/2026	Coupon	912810FA1	5,000,000.00	UNITED STATES TREASURY 6.375 08/15/2027		159,375.00	159,375.00
08/17/2026	Coupon	9128282R0	10,000,000.00	UNITED STATES TREASURY 2.25 08/15/2027		112,500.00	112,500.00
08/17/2026	Coupon	9128283W8	10,000,000.00	UNITED STATES TREASURY 2.75 02/15/2028		137,500.00	137,500.00
08/17/2026	Coupon	9128284V9	10,000,000.00	UNITED STATES TREASURY 2.875 08/15/2028		143,750.00	143,750.00
08/17/2026	Coupon	9128286B1	6,000,000.00	UNITED STATES TREASURY 2.625 02/15/2029		78,750.00	78,750.00
08/17/2026	Coupon	912828V98	5,000,000.00	UNITED STATES TREASURY 2.25 02/15/2027		56,250.00	56,250.00
08/17/2026	Coupon	912828Z94	17,000,000.00	UNITED STATES TREASURY 1.5 02/15/2030		127,500.00	127,500.00
08/17/2026	Coupon	91324PEQ1	3,500,000.00	UNITEDHEALTH GROUP INC 5.3 02/15/2030		92,750.00	92,750.00
08/24/2026	Coupon	3130B6J64	5,000,000.00	FEDERAL HOME LOAN BANKS 4.3 02/23/2028		107,500.00	107,500.00
08/25/2026	Coupon	63743HFZ0	1,500,000.00	NATIONAL RURAL UTILITIES COOPERATIVE FINANCE CORP 4.15 08/25/2028		31,125.00	31,125.00
August 2026 Total					760,000.00	1,647,680.00	2,407,680.00
Grand Total			1,847,030,165.12		177,480,275.62	24,139,155.90	201,619,431.52

IMPORTANT DISCLOSURES



City of Mountain View Cons Non SRPC | Account #915 | As of September 30, 2025

Chandler Asset Management, Inc. (“Chandler”) is an SEC registered investment adviser. For additional information about our firm, please see our current disclosures (Form ADV). To obtain a copy of our current disclosures, you may contact your client service representative by calling the number on the front of this statement or you may visit our website at www.chandlerasset.com.

Information contained in this monthly statement is confidential and is provided for informational purposes only and should not be construed as specific investment or legal advice. The information contained herein was obtained from sources believed to be reliable as of the date of this statement, but may become outdated or superseded at any time without notice.

Custody: Your qualified custodian bank maintains control of all assets reflected in this statement and we urge you to compare this statement to the one you receive from your qualified custodian. Chandler does not have any authority to withdraw or deposit funds from/to the custodian account.

Valuation: Prices are provided by IDC, an independent pricing source. In the event IDC does not provide a price or if the price provided is not reflective of fair market value, Chandler will obtain pricing from an alternative approved third party pricing source in accordance with our written valuation policy and procedures. Our valuation procedures are also disclosed in Item 5 of our Form ADV Part 2A.

Performance: Performance results are presented gross-of-advisory fees and represent the client’s Total Return. The deduction of advisory fees lowers performance results. These results include the reinvestment of dividends and other earnings. Past performance may not be indicative of future results. Therefore, clients should not assume that future performance of any specific investment or investment strategy will be profitable or equal to past performance levels. All investment strategies have the potential for profit or loss. Economic factors, market conditions or changes in investment strategies, contributions or withdrawals may materially alter the performance and results of your portfolio.

Source ICE Data Indices, LLC (“ICE”), used with permission. ICE PERMITS USE OF THE ICE INDICES AND RELATED DATA ON AN “AS IS” BASIS; ICE, ITS AFFILIATES AND THEIR RESPECTIVE THIRD PARTY SUPPLIERS DISCLAIM ANY AND ALL WARRANTIES AND REPRESENTATIONS, EXPRESS AND/OR IMPLIED, INCLUDING ANY WARRANTIES OF MERCHANTABILITY OR FITNESS FOR A PARTICULAR PURPOSE OR USE, INCLUDING THE INDICES, INDEX DATA AND ANY DATA INCLUDED IN, RELATED TO, OR DERIVED THEREFROM. NEITHER ICE DATA, ITS AFFILIATES OR THEIR RESPECTIVE THIRD PARTY PROVIDERS GUARANTEE THE QUALITY, ADEQUACY, ACCURACY, TIMELINESS OR COMPLETENESS OF THE INDICES OR THE INDEX DATA OR ANY COMPONENT THEREOF, AND THE INDICES AND INDEX DATA AND ALL COMPONENTS THEREOF ARE PROVIDED ON AN “AS IS” BASIS AND LICENSEE’S USE IS AT LICENSEE’S OWN RISK. ICE DATA, ITS AFFILIATES AND THEIR RESPECTIVE THIRD PARTY DO NOT SPONSOR, ENDORSE, OR RECOMMEND CHANDLER, OR ANY OF ITS PRODUCTS OR SERVICES.

Index returns assume reinvestment of all distributions. Historical performance results for investment indexes generally do not reflect the deduction of transaction and/or custodial charges or the deduction of an investment management fee, the incurrence of which would have the effect of decreasing historical performance results. It is not possible to invest directly in an index.

Ratings: Ratings information have been provided by Moody’s, S&P and Fitch through data feeds we believe to be reliable as of the date of this statement, however we cannot guarantee its accuracy.

Security level ratings for U.S. Agency issued mortgage-backed securities (“MBS”) reflect the issuer rating because the securities themselves are not rated. The issuing U.S. Agency guarantees the full and timely payment of both principal and interest.

BENCHMARK INDEX & DISCLOSURES



City of Mountain View Cons Non SRPC | Account #915 | As of September 30, 2025

Benchmark	Disclosure
-----------	------------