



Fire Department
#42-25

DATE: April 21, 2025

TO: All Fire Personnel

FROM: Amanda Slovick, Senior Management Analyst

SUBJECT: Quarterly Report: January - March 2025

Members,
The attached report is a summary of performance outcomes for the quarter range of January through March 2025.

Please let me know if there are any questions.

Thank you.

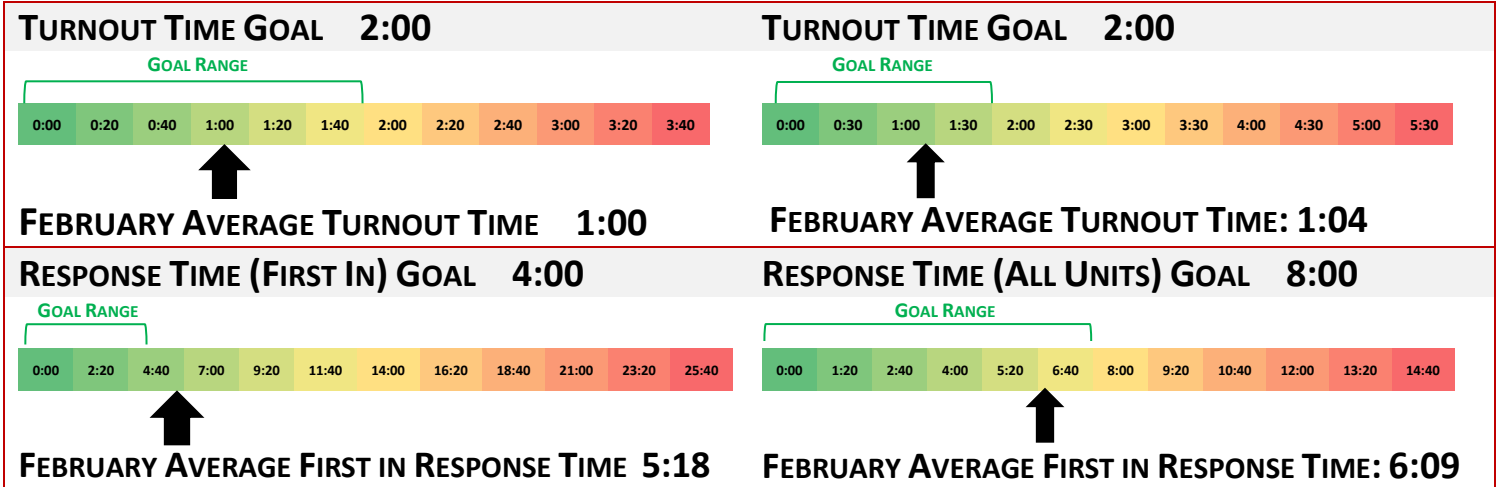


MOUNTAIN VIEW FIRE DEPARTMENT MONTHLY REPORT

REPORT DASHBOARD

* EMS

🔥 FIRE/RESCUE/ALL OTHER INCIDENT TYPES



AID GIVEN



AID RECEIVED

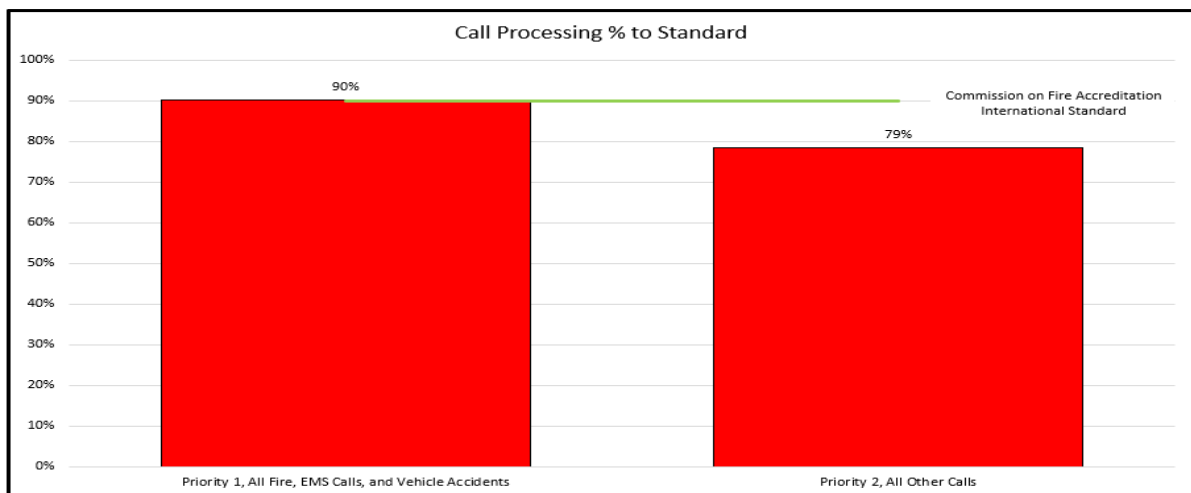
Year-to-Date, there have been 13 Strike Team and Single Resource Deployments. There were 52 incidents in which MVFD was called to provide aid services to communities including Sunnyvale, Los Altos, and Palo Alto. MVFD responded to a total of 7 Fire-related calls, and 38 Emergency Medical or Rescue calls, and 7 Service Calls.

There were 33 incidents in which MVFD received automatic and/or mutual aid services from departments including Sunnyvale, Palo Alto, Central Fire District, or other local Departments.

Aiding departments assisted in 8 Fire-related calls, 16 Emergency Medical or Rescue calls, and 9 Service-related calls.

INCIDENT TYPE

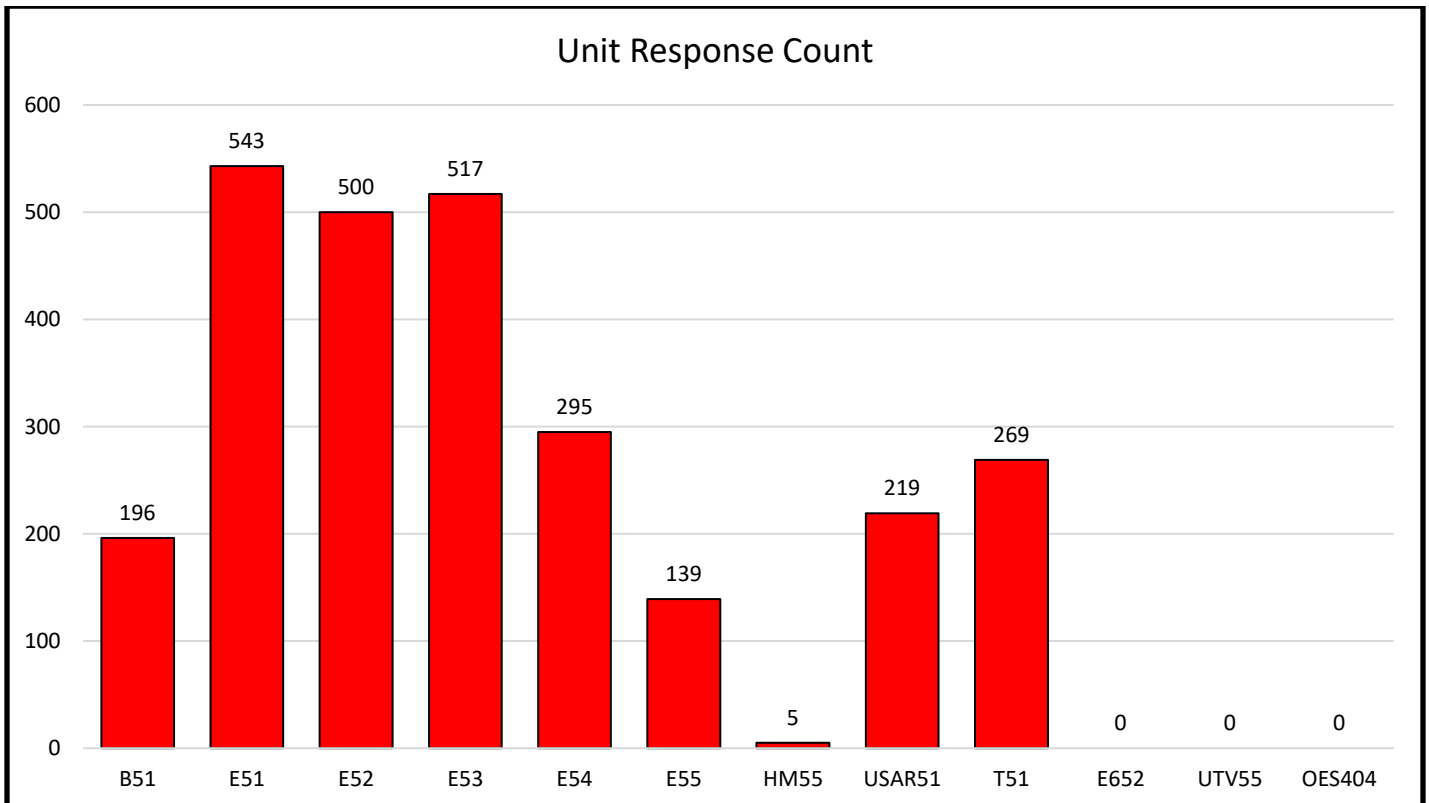
🔥 FIRES, ALL TYPES	2%
💣 EXPLOSIONS	0%
* EMERGENCY MEDICAL SERVICES	70%
☠️ HAZARDOUS MATERIALS	2%
🔧 SERVICE CALLS	7%
🕒 GOOD INTENTION	10%
🚫 FALSE ALARM	9%
! OTHER	>1%



INCIDENT RESPONSES BY UNIT

Responses By Unit

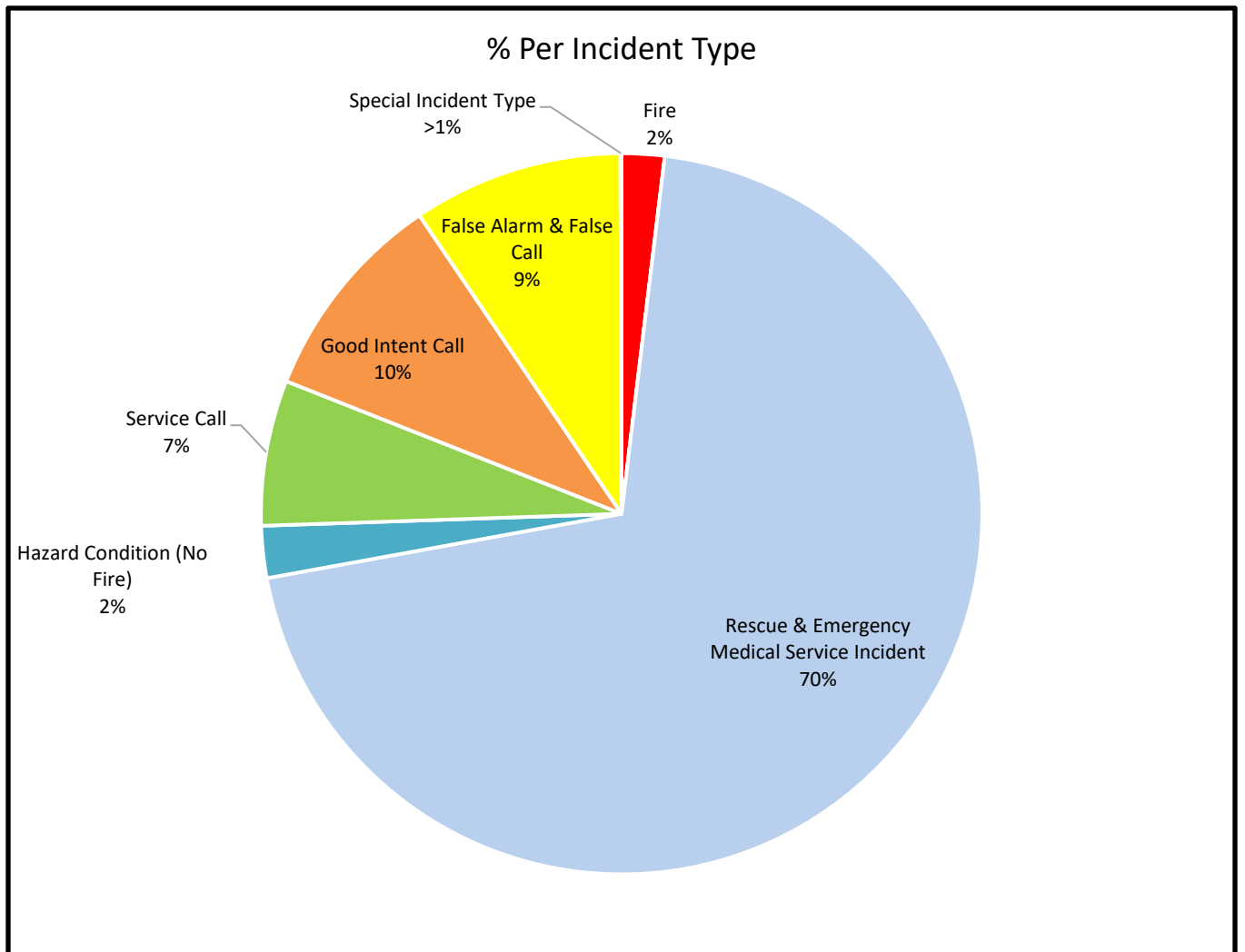
	Quarter 4 Apr - Jun 2024	Quarter 1 Jul - Sep 2024	Quarter 2 Oct - Dec 2024	Quarter 3 Jan - Mar 2025
B51	164	183	209	196
E51	515	495	576	543
E52	487	479	530	500
E53	521	468	550	517
E54	322	264	315	295
E55	150	163	144	139
HM55	6	1	3	5
USAR51	221	205	194	219
T51	242	227	343	269
E652	1	4	0	0
UTV55	0	0	0	0
OES404	0	1	0	0
TOTAL	2629	2490	2864	2683
	N/A	-5%	15%	-6%
% change from previous quarter				



INCIDENT COUNT

Incident Count by Type

	Quarter 4 Apr - Jun 2024	Quarter 1 Jul - Sep 2024	Quarter 2 Oct - Dec 2024	Quarter 3 Jan - Mar 2025
Fire	48	42	38	37
Overpressure Rupture, Explosion, Overheat (No Fire)	2	3	4	0
Rescue & Emergency Medical Service Incident	1385	1310	1361	1356
Hazard Condition (No Fire)	34	31	31	45
Service Call	110	118	142	126
Good Intent Call	166	132	208	184
False Alarm & False Call	201	185	246	182
Special Incident Type	0	0	1	1
TOTAL	1946	1821	2031	1931
	N/A	-6%	12%	-5%
% change from previous quarter				



Fire Only Incident Count by Unit (Series Type 100)

	Quarter 4 Apr - Jun 2024	Quarter 1 Jul - Sep 2024	Quarter 2 Oct - Dec 2024	Quarter 3 Jan - Mar 2025
B51	30	26	26	25
E51	25	21	24	20
E52	12	11	15	11
E53	19	19	17	22
E54	16	10	15	8
E55	11	11	8	1
HM55	1	0	0	0
USAR51	21	13	19	17
T51	24	14	23	25
TOTAL	159	125	147	129
	N/A	-21%	18%	-12%
	% change from previous quarter			

EMS Only Incident Count by Unit (Series Type 300)

	Quarter 4 Apr - Jun 2024	Quarter 1 Jul - Sep 2024	Quarter 2 Oct - Dec 2024	Quarter 3 Jan - Mar 2025
B51	100	117	110	112
E51	364	359	379	387
E52	363	352	382	374
E53	361	312	340	326
E54	194	172	186	186
E55	93	111	82	94
HM55	2	0	0	0
USAR51	165	152	114	148
T51	123	132	174	134
TOTAL	1765	1707	1767	1761
	N/A	-3%	4%	0%
	% change from previous quarter			

Fire-Specific Incident Count by Unit

SERIES	FIRE TYPE	B51	E51	E52	E53	E54	E55	USAR51	T51	E652	TOTAL
100	Fire, other	0	0	0	0	0	0	0	0	0	0
111	Building fire	6	5	2	4	1	0	4	6	0	28
112	Fires in structure other than in a building	0	0	1	0	0	0	0	0	0	1
113	Cooking fire, confined to container	10	8	5	10	4	0	10	13	0	60
114	Chimney or flue fire, no extension to structure	0	0	0	0	0	0	0	0	0	0
115	Incinerator overload or malfunction, fire confined	0	0	0	0	0	0	0	0	0	0
116	Fuel burner/boiler malfunction, fire confined	0	0	0	0	0	0	0	0	0	0
118	Trash or rubbish fire, contained	1	1	1	2	0	0	1	2	0	8
121	Fire in mobile home used as fixed residence	0	0	0	0	0	0	0	0	0	0
122	Fire in motor home, camper, RV (currently used as an occupancy)	0	0	0	0	0	0	0	0	0	0
123	Fire in portable building, fixed location	0	0	0	0	0	0	0	0	0	0
130	Mobile property (vehicle) fire, other	0	0	0	0	0	0	0	0	0	0
131	Passenger vehicle fire	3	2	0	2	1	0	0	0	0	8
132	Road freight or transport vehicle fire	0	0	0	0	0	0	0	0	0	0
136	Motor home or RV fire	0	0	0	0	0	0	0	0	0	0
137	Camper or recreational vehicle (RV) fire	0	0	0	0	0	0	0	0	0	0
140	Natural vegetation fire, other	0	0	0	0	0	0	0	0	0	0
141	Forest, woods or wildfire	0	0	0	0	0	0	0	0	0	0
142	Brush or brush-and-grass mixture fire	1	1	1	0	1	0	0	0	0	4
143	Grass fire	0	0	0	1	0	0	0	0	0	1
150	Outside rubbish fire, other	0	0	0	0	0	0	0	0	0	0
151	Outside rubbish, trash or waste fire	2	2	1	1	0	0	2	2	0	10
154	Dumpster or other outside trash receptacle fire	1	1	0	1	1	0	0	1	0	5
160	Special outside fire, other	0	0	0	0	0	0	0	0	0	0
161	Outside storage fire	0	0	0	0	0	0	0	0	0	0
162	Outside equipment fire	1	0	0	1	0	1	0	1	0	4
163	Outside gas or vapor combustion explosion	0	0	0	0	0	0	0	0	0	0
164	Outside mailbox fire	0	0	0	0	0	0	0	0	0	0
173	Cultivated trees or nursery stock fire	0	0	0	0	0	0	0	0	0	0
	TOTAL	25	20	11	22	8	1	17	25	0	129

MVFD Personnel Enroute to Hospital

Count	Date	Number	City	Type	Shift	Ambulance Status	MVFD personnel retained care enroute to hospital due to BLS ambulance on scene?
1	1/6/2025	MF25006014	Mountain View	EMS call, excluding vehicle accidents	C - Shift	BLS ambulance arrived on scene	Yes
2	1/9/2025	MF25009004	Mountain View	EMS call, excluding vehicle accidents	B - Shift	BLS ambulance arrived on scene	Yes
3	1/15/2025	MF25015017	Mountain View	EMS call, excluding vehicle accidents	B - Shift	BLS ambulance arrived on scene	Yes
4	1/18/2025	MF25018008	Mountain View	EMS call, excluding vehicle accidents	C - Shift	BLS ambulance arrived on scene	Yes
5	1/24/2025	MF25024024	Mountain View	EMS call, excluding vehicle accidents	C - Shift	BLS ambulance arrived on scene	Yes
6	1/30/2025	MF25030019	Mountain View	EMS call, excluding vehicle accidents	C - Shift	BLS ambulance arrived on scene	Yes
7	2/1/2025	MF25032022	Mountain View	EMS call, excluding vehicle accidents	A - Shift	BLS ambulance arrived on scene	Yes
8	2/2/2025	MF25033001	Mountain View	EMS call, excluding vehicle accidents	A - Shift	BLS ambulance arrived on scene,BLS ambulance dispatched - MVFD upgraded to ALS	Yes
9	2/6/2025	MF25037018	Mountain View	EMS call, excluding vehicle accidents	A - Shift	BLS ambulance arrived on scene	Yes
10	2/6/2025	MF25037025	Mountain View	EMS call, excluding vehicle accidents	A - Shift	BLS ambulance arrived on scene	Yes
11	2/7/2025	MF25038009	Mountain View	EMS call, excluding vehicle accidents	A - Shift	BLS ambulance arrived on scene	Yes
12	2/11/2025	MF25042004	Mountain View	EMS call, excluding vehicle accidents	C - Shift	BLS ambulance arrived on scene	Yes
13	2/12/2025	MF25043020	Mountain View	EMS call, excluding vehicle accidents	A - Shift	BLS ambulance arrived on scene	Yes
14	2/13/2025	MF25044014	Los Altos	EMS call, excluding vehicle accidents	A - Shift	BLS ambulance arrived on scene	Yes
15	2/14/2025	MF25045028	Mountain View	EMS call, excluding vehicle accidents	B - Shift	BLS ambulance arrived on scene	Yes
16	2/15/2025	MF25046019	Mountain View	EMS call, excluding vehicle accidents	B - Shift	BLS ambulance arrived on scene	Yes
17	2/22/2025	MF25053008	Mountain View	EMS call, excluding vehicle accidents	C - Shift	BLS ambulance arrived on scene	Yes
18	2/27/2025	MF25058008	Mountain View	EMS call, excluding vehicle accidents	B - Shift	BLS ambulance arrived on scene,BLS ambulance dispatched - MVFD upgraded to ALS	Yes
19	2/28/2025	MF25059014	Mountain View	EMS call, excluding vehicle accidents	C - Shift	BLS ambulance arrived on scene	Yes
20	3/1/2025	MF25060001	Mountain View	EMS call, excluding vehicle accidents	C - Shift	BLS ambulance arrived on scene	Yes
21	3/3/2025	MF25062002	Mountain View	EMS call, excluding vehicle accidents	A - Shift	BLS ambulance arrived on scene	Yes
22	3/3/2025	MF25062012	Mountain View	EMS call, excluding vehicle accidents	A - Shift	BLS ambulance arrived on scene	Yes
23	3/6/2025	MF25065012	Mountain View	EMS call, excluding vehicle accidents	C - Shift	BLS ambulance arrived on scene	Yes
24	3/11/2025	MF25070012	Mountain View	EMS call, excluding vehicle accidents	B - Shift	BLS ambulance arrived on scene	Yes
25	3/11/2025	MF25070008	Mountain View	EMS call, excluding vehicle accidents	B - Shift	BLS ambulance arrived on scene	Yes
26	3/26/2025	MF25085009	Mountain View	EMS call, excluding vehicle accidents	A - Shift	BLS ambulance arrived on scene	Yes

UNIT UTILIZATION

NON-EMERGENCY UTILIZATION

TRAINING	
Unit	% of Time Committed to Training
B51	16.67%
E51	22.89%
E52	23.68%
E53	27.74%
E54	21.94%
E55	24.49%
USAR51	27.52%
T51	24.59%

ACTIVITIES	
Unit	% of Time Committed To Activity
B51	16.67%
E51	14.50%
E52	10.94%
E53	7.79%
E54	16.24%
E55	15.39%
USAR51	10.59%
T51	17.56%

EMERGENCY UTILIZATION

TIME COMMITTED TO INCIDENT	
Unit	% of Time Committed to Incident
B51	2.96%
E51	8.70%
E52	9.06%
E53	9.00%
E54	5.04%
E55	2.52%
USAR51	3.12%
T51	3.95%

TOTAL UTILIZATION

TIME COMMITTED TO INCIDENTS, TRAINING, AND ACTIVITIES	
Unit	% of Committed Time
B51	36.30%
E51	46.09%
E52	43.68%
E53	44.53%
E54	43.22%
E55	42.40%
USAR51	41.23%
T51	46.10%

CALL FREQUENCY BY ADDRESS

Rank	Address	Count	Percent of All Incidents (1,932)	Most Frequent Incident Type Recorded at Address
1	701 East EL CAMINO REAL Road	76	3.9%	EMS Call
2	2530 SOLACE Place	40	2.1%	EMS Call
3	1949 GRANT Road	32	1.7%	EMS Call

Top Call Frequency by Address per Apparatus

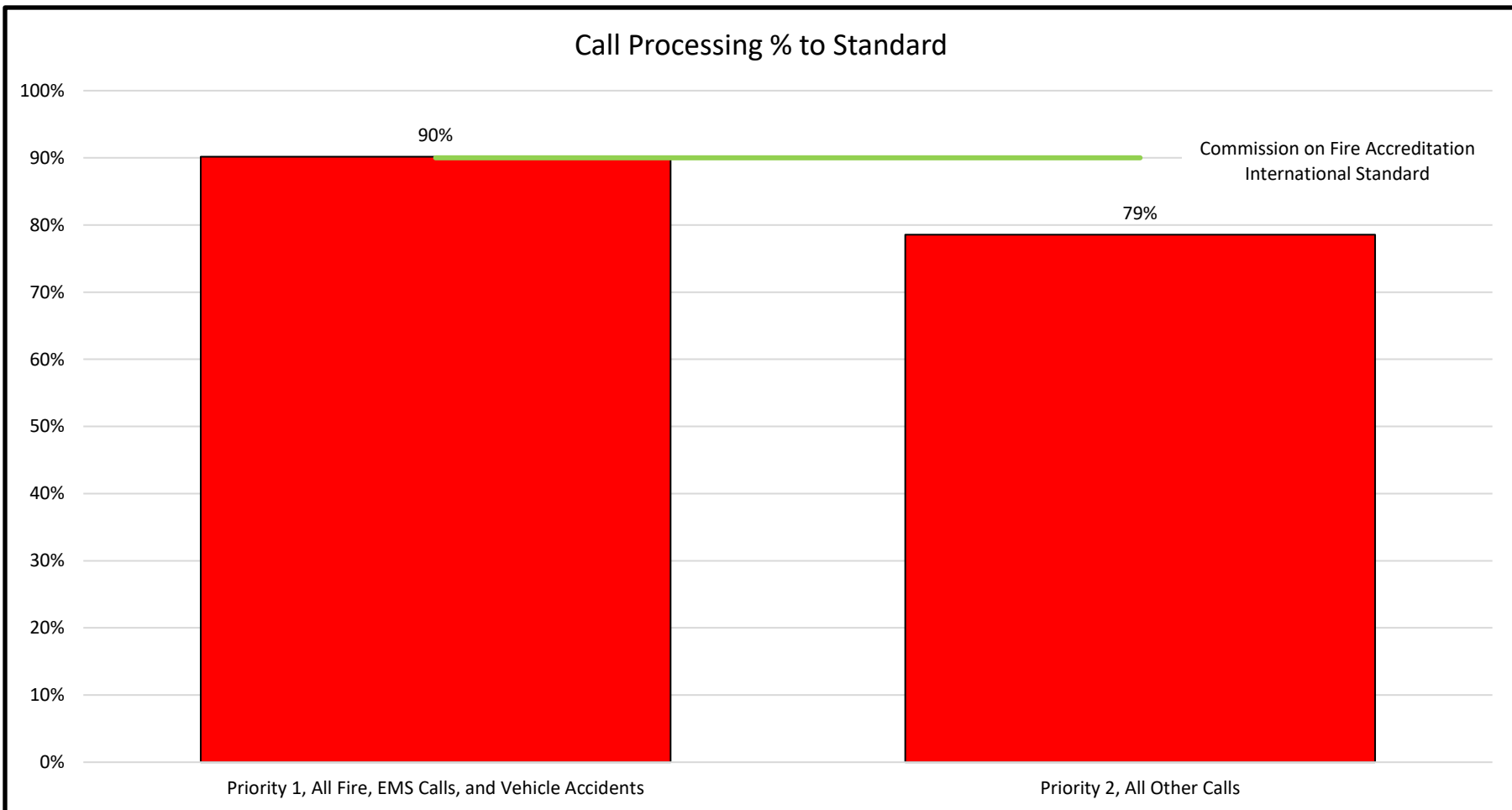
Apparatus	Address	Count	% of Total Calls
E51	460 North SHORELINE Boulevard	24	4.4%
E52	701 East EL CAMINO REAL Road	65	13.0%
E53	210 SAN ANTONIO Circle	17	3.3%
E54	701 East EL CAMINO REAL Road	13	4.4%
E55	1075 SPACE PARK Way	13	9.4%
USAR51	460 North SHORELINE Boulevard	7	3.2%
T51	2580 CALIFORNIA Street	7	2.6%

Top Incident Type Reported and Top Address per Incident

Top Incident Type and Addresses				
	Type	Total Incident Count	Top Address with Incident Count	Incident Count at Address
1	EMS call, excluding vehicle accidents	1305	701 East EL CAMINO REAL Road	58
2	Motor vehicle accident with injuries	224	333 MOFFETT Boulevard & South 101 Highway and N of Ellis Street	8 each
3	Dispatched and cancelled en route	153	701 East EL CAMINO REAL Road	25

CALL PROCESSING

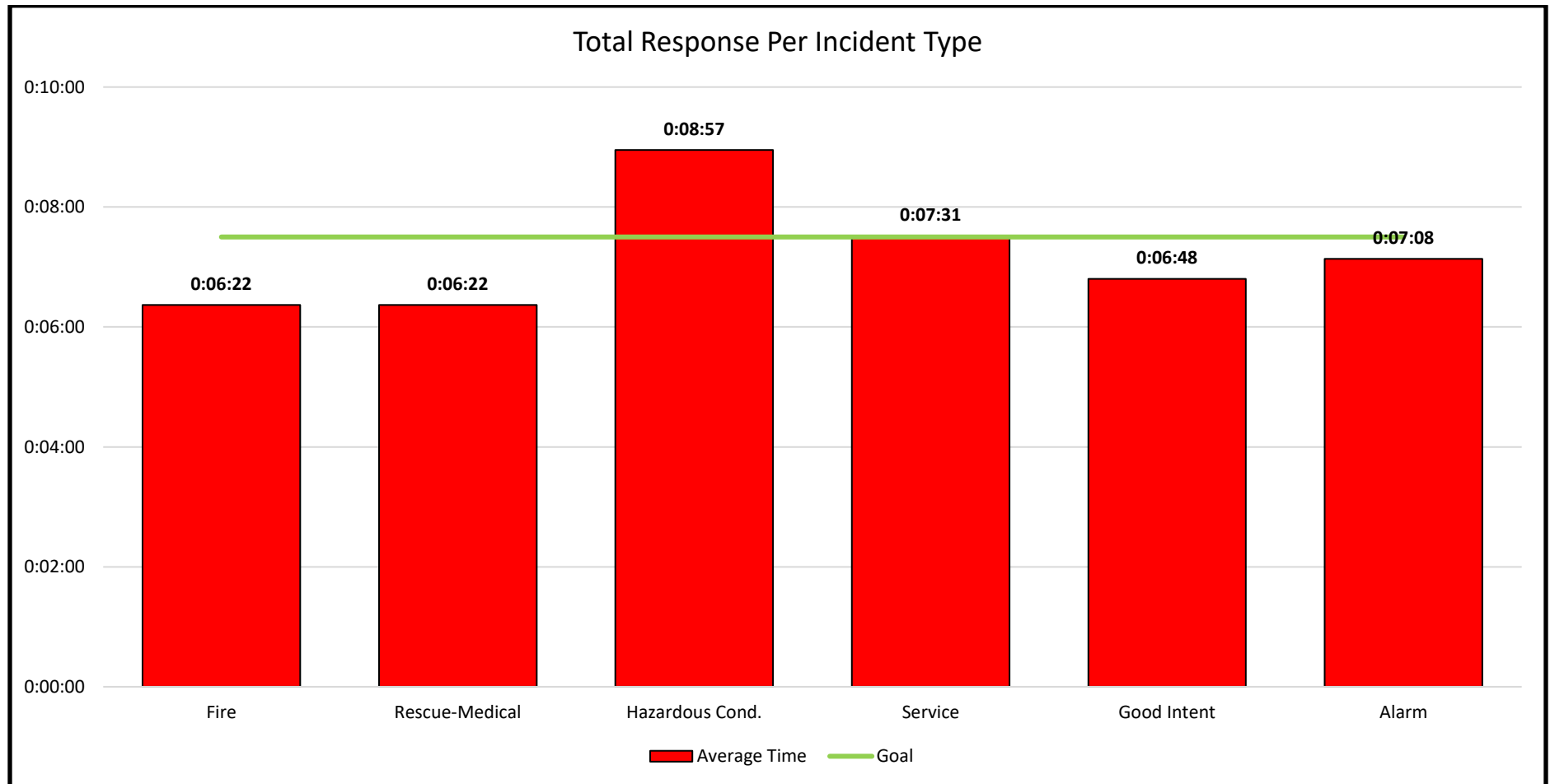
Priority	Average Time	Total Number	# Compliance at 90 Seconds	% Compliance at 90 Seconds
Priority 1, All Fire, EMS Calls, and Vehicle Accidents	0:00:51	1,353	1,220	90%
Priority 2, All Other Calls	0:01:18	578	454	79%



TOTAL RESPONSE TIME

Total Response Time measures the time that the 911 call is answered until the first-due unit arrives on-scene.

The Total Response Time Standard is 7 minutes 30 seconds.



SUPPRESSION PERFORMANCE METRICS

Incident Type	Measure	Measure Type	Goal	OUTCOME: Jan. – Mar. 2025
For Prehospital medical emergencies, rescues, and small fires:	Total number of prehospital emergencies, rescues, and small fires, and percent where:	Workload	-	1,204
	a. The turnout time is two minutes or less	Performance	>90%	100%
	b. The travel time for the first-due unit is four minutes or less	Performance	>90%	31%, average response time 0:04:25
	c. The first-due unit arrives within 7 minutes, 30 seconds of the time from the receipt of the 9-1-1 call	Performance	>90%	89%
For building fires:	Total number of building fires and percent where:	Workload	-	5
	a. The turnout time is two minutes or less	Performance	>90%	100%
	b. The travel time for the first-due unit is four minutes or less	Performance	>90%	50%, average response time 0:03:45
	c. The travel time for all Mountain View units is eight minutes or less	Performance	>90%	100%
	d. The multiple-unit effective response force (ERF) of 15 personnel arrives within 11 minutes, 30 seconds from the time of the receipt of the 9-1-1 call	Performance	>90%	100%
	e. Fire Spread Confined to Object of Origin	Informational	-	60%
	f. Fire Spread Confined to Room of Origin	Informational	-	60%
	h. Fire Spread Confined to Building of Origin	Informational	-	100%

TURNOUT TIME

En Route – Dispatch = Turnout Time

EMS Incident Type (Incident Type 321): Compliance Standard is 0:02:00 at 90% of the time for all units.

Quarter: Jan – Mar 2025

EMS	SHIFT A			SHIFT B			SHIFT C			TOTAL		
	Average Turnout Time	Count	Total % Compliance	Average Turnout Time	Count	Total % Compliance	Average Turnout Time	Count	Total % Compliance	Unit Total Average	Total Count	Total % Compliance
E51	0:01:01	108	98%	0:00:59	114	99%	0:01:02	100	99%	0:01:01	322	99%
E52	0:01:05	90	100%	0:01:12	100	99%	0:01:05	118	98%	0:01:07	308	99%
E53	0:01:00	97	100%	0:01:10	83	99%	0:00:59	94	100%	0:01:03	274	100%
E54	0:00:55	47	100%	0:00:56	43	100%	0:01:11	54	91%	0:01:01	144	97%
E55	0:01:17	25	100%	0:00:48	17	100%	0:00:57	24	100%	0:01:01	66	100%
USAR51	0:01:04	23	100%	0:00:59	16	100%	0:01:02	27	93%	0:01:02	66	98%
T51	0:00:52	19	100%	0:00:45	16	100%	0:00:41	25	100%	0:00:46	60	100%
SHIFT TOTAL AVERAGE/SUM	0:01:02	409	100%	0:00:58	389	100%	0:01:00	442	97%	0:01:00	1240	99%

Fire/Rescue/All Other Incident Types: Compliance Standard is 0:02:00 at 90% of the time for all units.

Quarter: Jan – Mar 2025

Fire/Rescue/All Other Incident Types	SHIFT A			SHIFT B			SHIFT C			TOTAL		
	Average Turnout Time	Count	Total % Compliance	Average Turnout Time	Count	Total % Compliance	Average Turnout Time	Count	Total % Compliance	Unit Total Average	Total Count	Total % Compliance
E51	0:01:08	65	95%	0:01:00	63	98%	0:00:59	69	100%	0:01:02	197	98%
E52	0:01:17	48	94%	0:01:15	60	95%	0:01:01	52	96%	0:01:11	160	95%
E53	0:00:59	68	100%	0:01:08	63	98%	0:00:54	81	98%	0:01:00	212	99%
E54	0:01:01	40	98%	0:00:59	46	96%	0:01:01	51	98%	0:01:00	137	97%
E55	0:01:32	19	100%	0:00:40	24	100%	0:00:58	22	95%	0:01:03	65	98%
USAR51	0:01:17	46	91%	0:01:07	45	100%	0:01:09	43	95%	0:01:11	134	96%
T51	0:01:12	60	95%	0:00:54	66	95%	0:00:49	64	96%	0:00:58	190	95%
SHIFT TOTAL AVERAGE/SUM	0:01:12	346	96%	0:01:00	367	98%	0:00:59	382	97%	0:01:04	1095	97%

RESPONSE TIME

Arrival – Dispatch = Response Time

EMS Incident Type (Incident Type 321): Compliance Standard is 0:04:00 at 90% of the time for the first-due unit.

Quarter: Jan – Mar 2025

EMS	SHIFT A			SHIFT B			SHIFT C			TOTAL		
	Average Response Time	Count	Total % Compliance	Average Response Time	Count	Total % Compliance	Average Response Time	Count	Total % Compliance	Unit Total Average	Total Count	Total % Compliance
E51	0:04:43	105	28%	0:04:54	114	31%	0:04:59	101	25%	0:04:52	320	28%
E52	0:04:41	91	29%	0:05:11	102	28%	0:04:59	120	23%	0:04:57	313	27%
E53	0:05:01	97	20%	0:04:40	83	28%	0:05:36	95	32%	0:05:06	275	27%
E54	0:05:48	47	32%	0:05:13	42	21%	0:05:26	51	16%	0:05:29	140	23%
E55	0:06:17	25	16%	0:05:03	17	29%	0:05:40	24	25%	0:05:40	66	23%
USAR51	0:05:44	15	27%	0:06:20	14	14%	0:05:25	19	11%	0:05:50	48	17%
T51	0:05:26	19	42%	0:05:22	14	21%	0:04:42	23	26%	0:05:10	56	30%
SHIFT TOTAL AVERAGE/SUM	0:05:23	399	27%	0:05:15	386	25%	0:05:15	433	22%	0:05:18	1218	25%

Fire/Rescue/All Other Incident Types: Compliance Standard is 0:08:00 at 90% of the time for all units.

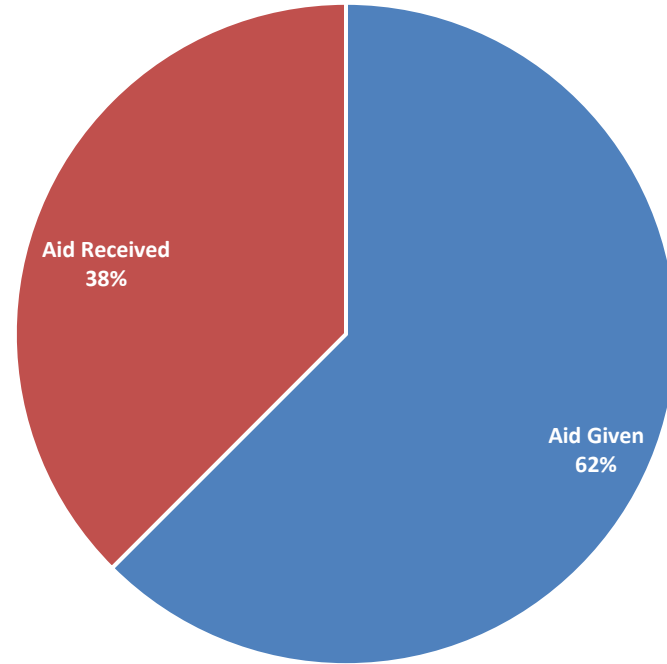
Quarter: Jan – Mar 2025

Fire/Rescue/All Other Incident Types	SHIFT A			SHIFT B			SHIFT C			TOTAL		
	Average Response Time	Count	Total % Compliance	Average Response Time	Count	Total % Compliance	Average Response Time	Count	Total % Compliance	Unit Total Average	Total Count	Total % Compliance
E51	0:05:16	58	91%	0:05:37	48	96%	0:05:37	65	85%	0:05:30	171	91%
E52	0:05:51	37	84%	0:05:57	50	84%	0:05:41	40	88%	0:05:50	127	85%
E53	0:05:30	65	91%	0:05:33	56	96%	0:05:42	74	93%	0:05:35	195	93%
E54	0:05:14	38	92%	0:05:37	39	82%	0:06:00	41	85%	0:05:37	118	87%
E55	0:07:55	18	78%	0:07:31	21	76%	0:06:53	20	80%	0:07:26	59	78%
USAR51	0:06:34	36	87%	0:06:53	36	78%	0:06:13	35	80%	0:06:33	107	81%
T51	0:06:41	44	75%	0:06:38	52	79%	0:06:23	56	45%	0:06:34	152	66%
SHIFT TOTAL AVERAGE/SUM	0:06:09	296	85%	0:06:15	302	84%	0:06:04	331	79%	0:06:09	929	83%

AID

Aid Given	52
Aid Received	33
TOTAL	85

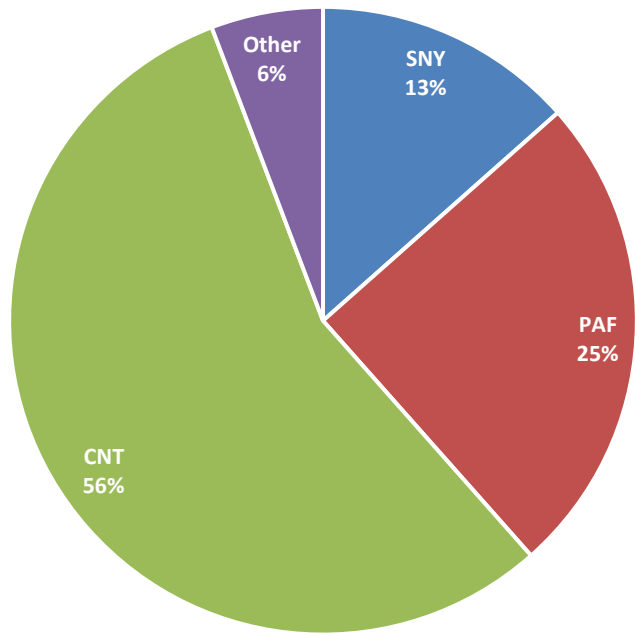
STRIKE TEAM DEPLOYMENTS YTD FISCAL YEAR 2024-25	
INCIDENT NAME	RESOURCE PROVIDED
CAL OES PREPOSITION	SINGLE RESOURCE (1) E652 (3)
THOMPSON	OES404 (4) SINGLE RESOURCE (1)
2024 R5 TEAM STAGING	SINGLE RESOURCE (1)
HARD COVER IMT-6	SINGLE RESOURCE (1)
FRENCH	OES404 (4)
SHELLY	OES404 (4) SINGLE RESOURCE (1)
2024 SQF LIGHTNING	SINGLE RESOURCE (1)
2024 ONC DOI SUPPORT	SINGLE RESOURCE (1)
PARK	SINGLE RESOURCE (3) OES404 (4) E652 (3)
LINE	E152 (4)
DIAMOND COMPLEX	SINLGE RESOURCE (1)
SHOE	SINGLE RESOURCE (1)
EATON	E152(4)



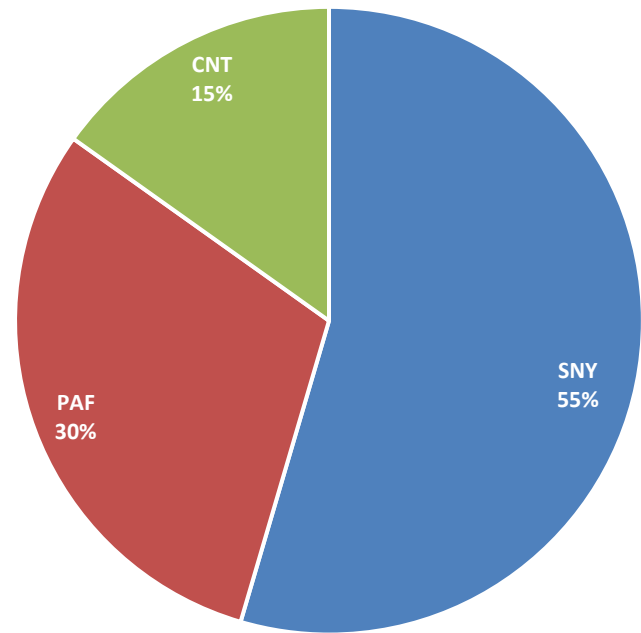
Aid Count by Location Department

DEPARTMENT	GIVEN	RECEIVED
SNY	7	18
PAF	13	10
CNT	29	5
Other	3	0
TOTAL	52	33

Aid Given by Department



Aid Recieved by Department



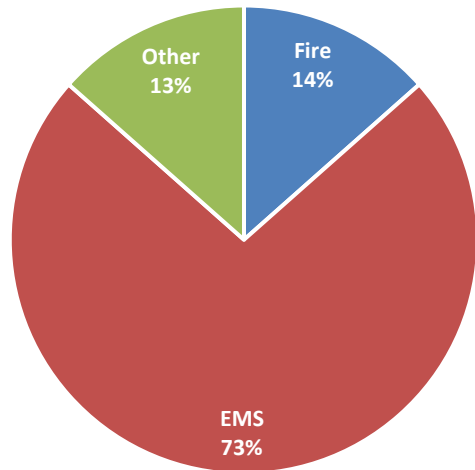
Aid Count by Location of Incident

	GIVEN		RECEIVED	
	Freeway	Commercial/Residential /Other	Freeway	Commercial/Residential/ Other
SNY	7	0	14	4
PAF	5	8	5	5
CNT	0	29	0	5
Other	1	2	0	0
TOTAL	13	39	19	14

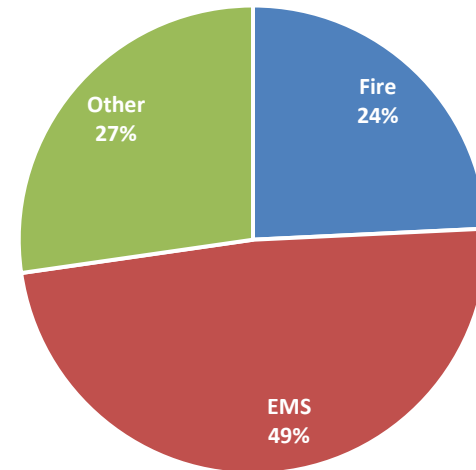
Aid Count by Incident

Incident Type	GIVEN	RECEIVED
Fire	7	8
EMS	38	16
Other	7	9
Total	52	33

Aid Type Given by Incident



Aid Type Received by Incident



EMS CQI – CAPTAIN PARAMEDIC REVIEWS

See next page

Mountain View CQI Summary Report

General

CQI Category Name	CQI Status	Count of PCRs in CQI Status
CQI - General	In Progress	6
	Completed	119
		Total: 125

Cardiac Arrest

CQI Category Name	CQI Status	Count of PCRs in CQI Status
CQI - Cardiac Arrest	Needs Crew Attention	3
	Completed	16
		Total: 19

High Risk/Low Frequency

CQI Category Name	CQI Status	Count of PCRs in CQI Status
CQI - High Risk/Low Frequency	Needs Crew Attention	1
	Completed	4
		Total: 5

STEMI

CQI Category Name	CQI Status	Count of PCRs in CQI Status
CQI - STEMI	Needs Crew Attention	1
	Completed	3
		Total: 4

Stroke

CQI Category Name	CQI Status	Count of PCRs in CQI Status
CQI - Stroke	In Progress	1
	Needs Crew Attention	3
	Completed	16
		Total: 20

Trauma

CQI Category Name	CQI Status	Count of PCRs in CQI Status
CQI - Trauma	Completed	5

Pediatric Transports

CQI Category Name	CQI Status	Count of PCRs in CQI Status
CQI - Pediatric Transports	Completed	35

Refusal of Care

CQI Category Name	CQI Status	Count of PCRs in CQI Status
CQI - Refusal of Care	Needs Crew Attention	2
	Completed	72

Mountain View CQI by Reviewer Summary - All Categories

Cqi Reviewer Full Name	Count of PCRs in CQI Status
Corey Demers	47
Erik Roth	77
Ian Crossley	42
Leonard Hall	30
Michael Robbins	40
Zeyad Abouata	44

Each Paramedic Captain is to complete a minimum of 10 PCR reviews per month (30 per quarter).

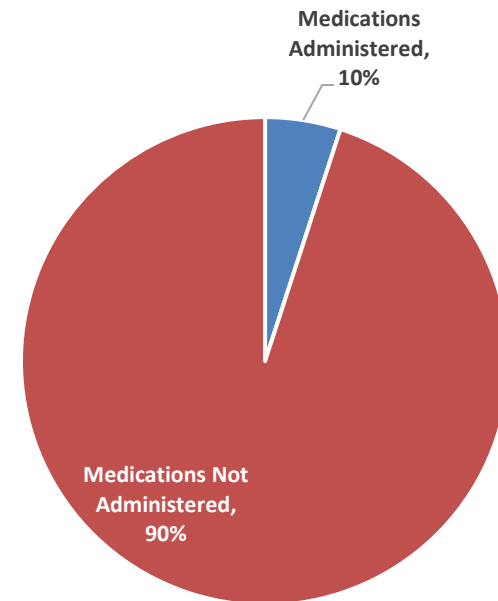
PATIENT CARE REPORT

Measurement: Medication and Controlled Substances

# OF INCIDENTS WITH PCR	1,462
# of Incidents involving medication administration	144
Total count of medications administered	267
% of incidents where ALS was provided	10%
# of Incidents involving narcotic administration (Morphine/Versed)	14
% of times when a narcotic was administered and the pain score was recorded	43%

TOTAL COUNT OF MEDICATIONS ADMINISTERED (267)		
MEDICATION	COUNT	% OF TOTAL
Normal saline	57	21%
Oxygen	51	19%
Morphine	35	13%
Epinephrine 1:10,000	35	13%
Ondansetron (Zofran)	32	12%
Aspirin	12	4%
Nitroglycerin	10	4%
Albuterol	9	3%
Adenosine	5	2%
Dextrose 10 % in 250 ML	5	2%
Diphenhydramine (Benadryl)	3	1%
Naloxone (Narcan)	3	1%
Epinephrine 1:1,000	2	1%
Acetaminophen IV (Ofirmev) 1g/100 mL	2	1%
Midazolam (Versed)	2	1%
Glucose - Oral	2	1%
Glucagon	1	>1%
Sodium Bicarbonate	1	>1%
TOTAL	267	100%

Out of 1,462 incidents, medications were administered 10% of all incidents.



Measurement: Cardiac Arrest

# OF INCIDENTS WITH PCR	1,462
# of Cardiac Arrest incidents	22
# of Traumatic Cardiac Arrest incidents	0
# of Non-Traumatic Cardiac Arrest incidents	16
# of reported "Obvious Death" incidents	6
# of Cardiac Arrest incidents with ROSC outcome (total)	4
# of Cardiac Arrest incidents with attempted resuscitation via advanced airway	8
# of Cardiac Arrest incidents with attempted resuscitation via advanced airway leading to ROSC outcome	3
# of Cardiac Arrest incidents with attempted resuscitation via intraosseous cannulation	7
# of Cardiac Arrest incidents with attempted resuscitation via intraosseous cannulation leading to ROSC outcome	2
# of Cardiac Arrest incidents with attempted resuscitation via mechanically assisted chest compressions	1
# of Cardiac Arrest incidents with attempted resuscitation via mechanically assisted chest compressions leading to ROSC outcome	0
# of Cardiac Arrest incidents with attempted resuscitation via medication administration	10
# of Cardiac Arrest incidents with attempted resuscitation via medication administration leading to ROSC outcome	3

Measurement: Patient Disposition

# OF INCIDENTS WITH RECORDED PATIENT DISPOSITION	1455		
TRANSPORTED - PATIENT DISPOSITION	COUNT	% OF TRANSPORTED	% OF TOTAL
Transport by Another EMS Unit	882	95%	61%
Transport by Another EMS Unit, with a Member of This Crew	45	5%	3%
TOTAL	927	100%	64%
NOT TRANSPORTED - PATIENT DISPOSITION	COUNT	100	% OF TOTAL
No Transport	220	73%	15%
Patient Refused Transport	83	27%	6%
TOTAL	303	100%	21%
OTHER - PATIENT DISPOSITION	COUNT	100	% OF TOTAL
Not Applicable	225	100%	15%
TOTAL	225	100%	15%
TOTAL OF ALL PATIENT DISPOSITION	1455	100%	100%

Measurement: Suspected Myocardial Infarction

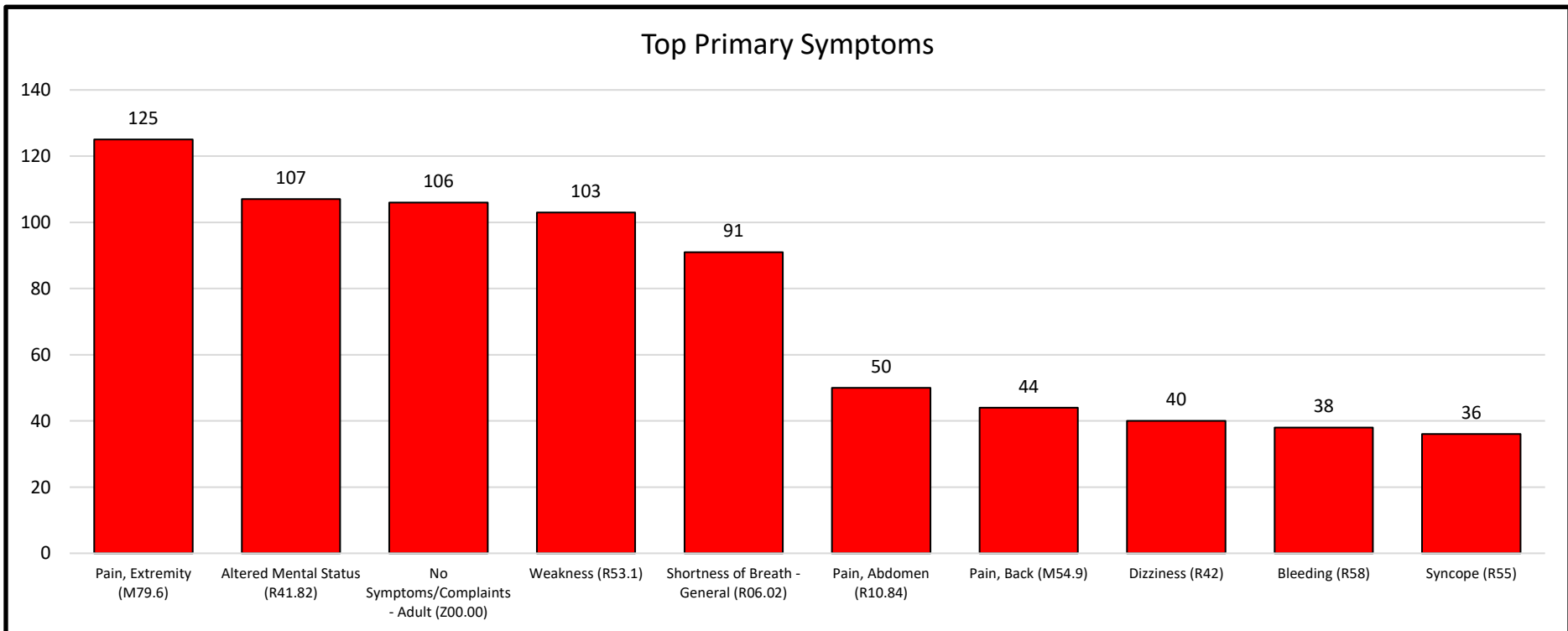
# OF INCIDENTS WITH PCR	1,462
# of "Chest Pain – Suspected Cardiac"	28
# of "Chest Pain – Suspected Cardiac" where the patient received ECG - 12 Lead	26
# of "Chest Pain – Suspected Cardiac" where medication was administered	13
# of "Chest Pain – Non Cardiac"	24
# of "Chest Pain – Non Cardiac" where the patient received ECG - 12 Lead	14
# of "Chest Pain – Non Cardiac" where medication was administered	3

Measurement: Stroke, Cerebrovascular Accident (CVA), and Transient Ischemic Attack (TIA)

# OF INCIDENTS WITH PCR	1,462
# of Stroke and ALOC incidents	69
# of Stroke and ALOC incidents that included a Stroke Assessment (BG Level)	48

* 50% of the 106 "No Symptoms/Complaints" in the bar chart below are likely attributed to incidents with the Type code Description: "Assist Invalid".

Top Primary Symptoms



OFFICE OF EMERGENCY SERVICES (OES)

The following information is a summary of OES Volunteer Hours for March 2025.

Event	Hours
Amateur Radio	661
Neighborhood CERT Activities	252.75
CERT Committee	26
Total Hours	939.75

FIRE & ENVIRONMENTAL PROTECTION DIVISION (FEPD)

The following information is a summary of Outreach Events for January - March 2025.

Date	Location	Approximate Number of People	Event
1/10/2025	German International School	45+	Engine Visit
1/11/2025	Hyatt Centric Hotel	Various	Building Bridges of Support and Understanding for Patients and Family
1/17/2025	Station 1	4	Impromptu Station Visit
1/18/2025	Station 1	1	Impromptu Station Visit
1/22/2025	Station 2	40+	Action Day School Station Visit
1/23/2025	Station 4	80+	Vargas Elementary School Station Visit
1/29/2025	Station 1	2	Impromptu Station Visit
1/30/2025	Monta Loma Elementary School	70+	Engine Visit
January	PD / Fire Admin	Various	Lobby Med Bin Plus Sharps
2/1/2025	Station 1	10	Cub Scouts Station Visit
2/3/2025	Castro Elementary	80+	Engine Visit
2/5/2025	Landels Elementary	15+	Engine Visit
2/15/2025	Moffett Mobile Home Park	Various	American Red Cross Sound the Alarm
2/20/2025	2230 Latham St.	30+	FEPD - Fire Safety Presentation
2/21/2025	Windsor Academy	Various	Fire Engine Visit
2/21/2025	Station 5	Various	Community Outreach
2/25/2025	1101 Grant Rd.	65+	FEPD - Senior Fire Safety Presentation
2/27/2025	Bright Horizons	50+	FEPD - Preschool Fire Safety Presentation
2/27/2025	449 Tyrella Ave.	25+	FEPD - Fire Safety Presentation
February	PD / Fire Admin	Various	Lobby Med Bin Plus Sharps
3/1/2025	Station 1	1	Station Ride-A-Long
3/3/2025	Landels Elementary	60+	Read Across America
3/5/2025	Castro Elementary	50+	Read Across America
3/5/2025	Barak and Michelle Obama Preschool	60+	FEPD - Fire Safety Presentation
3/10/2025	Vargas Elementary	60+	Read - A - Thon
3/10/2025	Learning Nest Montessori Preschool	40+	FEPD - Fire Safety Presentation
3/12/2025	Alta Vista High School	Various	Alta Vista and AVID Peak Mock Career Fair

3/14/2025	Station 1	2	Station Ride-A-Long
3/18/2025	Bubb Elementary	65+	Lunch and Learn: Empowered Women Empower the World
3/20/2025	Theuerkauf Preschool	65+	FEPD - Fire Safety Presentation
3/22/2025	Sunshine Gardens Apartments	70+	Earth Hour Market Place
3/24/2025	Learning Nest Montessori Preschool	20+	FEPD - Fire Safety Presentation
March	PD / Fire Admin	Various	Lobby Med Bin Plus Sharps

Metric - Fire/Environmental Services	Apr-24	May-24	Jun-24	Jul-24	Aug-24	Sep-24	Oct-24	Nov-24	Dec-24	Jan-25	Feb-25	Mar-25
Number of medical calls for inhabited cars/RVs or those without an address	49	48	41	42	51	35	47	54	47	21	49	57
Number of illegal waste dumping incidents related to inhabited cars/RVs	0	0	0	0	0	0	0	0	0	0	0	0
Number of responses to inhabited car/RV spills	0	0	0	0	0	0	0	0	0	0	0	0
Number of citations given for illegal dumping related to inhabited cars/RVs	0	0	0	0	0	0	0	0	0	0	0	0
Number of leaks noted related to inhabited cars/RVs	0	0	0	0	0	0	0	0	0	0	0	0
Number of other issues related to inhabited cars/RVs or those without an address	3	9	4	2	4	9	5	3	4	2	3	0
Estimated staff hours spent on illegal waste incidents related to inhabited cars/RVs	50	55	49	39	48	39	46	60	25	15	20	20

SDO Activations during January - March, 2025

SDO #	Start Date	Start Time	End Date	End Time
03	01/01/25	0000	01/31/25	2359
10/11	01/01/25	0121	01/01/25	0241
29	01/01/25	0359	01/01/25	0808
10/11	01/01/25	0359	01/01/25	0808
10/11	01/02/25	0754	01/02/25	0836
29	01/02/25	0755	01/02/25	0837
10/11	01/02/25	1006	01/02/25	1105
29	01/02/25	1006	01/02/25	1105
10/11	01/02/25	1233	01/02/25	1317
29	01/02/25	1233	01/02/25	1317
10/11	01/02/25	1409	01/02/25	1458
29	01/02/25	1409	01/02/25	1458
10/11	01/02/25	1517	01/02/25	1750
29	01/02/25	1517	01/02/25	1750
10/11	01/02/25	1825	01/02/25	2009
29	01/02/25	1826	01/02/25	2009
10/11	01/03/25	0900	01/03/25	0927
29	01/03/25	0900	01/03/25	0927
10/11	01/03/25	1112	01/03/25	1311
29	01/03/25	1112	01/03/25	1311
10/11	01/03/25	1316	01/03/25	1425
29	01/03/25	1316	01/03/25	1425
10/11	01/03/25	1632	01/03/25	2015
29	01/03/25	1632	01/03/25	2014
10/11	01/04/25	0644	01/04/25	0715
10/11	01/04/25	0858	01/04/25	1007
29	01/04/25	0858	01/04/25	1007
10/11	01/04/25	1133	01/04/25	1206
29	01/04/25	1133	01/04/25	1206
10/11	01/06/25	0224	01/06/25	0307
29	01/06/25	0225	01/06/25	0308
10/11	01/06/25	1103	01/06/25	1205
29	01/06/25	1103	01/06/25	1206
10/11	01/06/25	1657	01/06/25	1804
29	01/06/25	1658	01/06/25	1804
10/11	01/06/25	1940	01/06/25	2011
29	01/06/25	1941	01/06/25	2011

10/11	01/06/25	2113	01/06/25	2236
29	01/06/25	2113	01/06/25	2236
10/11	01/07/25	0814	01/07/25	0842
29	01/07/25	0814	01/07/25	0842
10/11	01/07/25	0911	01/07/25	1013
29	01/07/25	0912	01/07/25	1013
10/11	01/07/25	1911	01/07/25	2012
29	01/07/25	1927	01/07/25	2012
10/11	01/08/25	1809	01/08/25	1904
29	01/08/25	1810	01/08/25	1904
10/11	01/09/25	0915	01/09/25	1011
29	01/09/25	0915	01/09/25	1011
10/11	01/09/25	1302	01/09/25	1345
29	01/09/25	1302	01/09/25	1345
10/11	01/11/25	1058	01/11/25	1121
29	01/11/25	1058	01/11/25	1121
10/11	01/12/25	1315	01/12/25	1400
29	01/12/25	1316	01/12/25	1400
10/11	01/13/25	1622	01/13/25	1638
29	01/13/25	1622	01/13/25	1638
10/11	01/14/25	0922	01/14/25	0934
29	01/14/25	0923	01/14/25	0934
10/11	01/14/25	1120	01/14/25	1214
29	01/14/25	1121	01/14/25	1214
10/11	01/14/25	1319	01/14/25	1451
29	01/14/25	1320	01/14/25	1451
29	01/14/25	1451	01/14/25	1808
10/11	01/14/25	1538	01/14/25	1553
10/11	01/14/25	1712	01/14/25	1750
10/11	01/15/25	1047	01/15/25	1105
29	01/15/25	1100	01/15/25	1105
10/11	01/15/25	1242	01/15/25	1346
29	01/15/25	1242	01/15/25	1346
10/11	01/15/25	1544	01/15/25	1620
29	01/15/25	1544	01/15/25	1620
10/11	01/15/25	1745	01/15/25	1827
29	01/15/25	1745	01/15/25	1827
10/11	01/16/25	1448	01/16/25	1517
29	01/16/25	1448	01/16/25	1517

10/11	01/16/25	1639	01/16/25	1720
29	01/16/25	1639	01/16/25	1720
10/11	01/16/25	1742	01/16/25	1847
29	01/16/25	1742	01/16/25	1847
10/11	01/17/25	1758	01/17/25	2028
29	01/17/25	1802	01/17/25	2024
10/11	01/18/25	0812	01/18/25	0900
29	01/18/25	0812	01/18/25	0900
10/11	01/18/25	1022	01/18/25	1122
29	01/18/25	1022	01/18/25	1122
10/11	01/18/25	1616	01/18/25	1726
29	01/18/25	1617	01/18/25	1726
10/11	01/18/25	1922	01/18/25	2006
29	01/18/25	1922	01/18/25	2006
10/11	01/18/25	2242	01/18/25	2332
29	01/18/25	2242	01/18/25	2332
10/11	01/19/25	0331	01/19/25	0504
29	01/19/25	0331	01/19/25	0504
10/11	01/19/25	0920	01/19/25	0954
29	01/19/25	0920	01/19/25	0954
10/11	01/20/25	0309	01/20/25	0350
29	01/20/25	0309	01/20/25	0350
10/11	01/20/25	0755	01/20/25	0827
29	01/20/25	0756	01/20/25	0827
10/11	01/20/25	1824	01/20/25	1854
29	01/20/25	1824	01/20/25	1855
10/11	01/21/25	0855	01/21/25	1105
29	01/21/25	0931	01/21/25	1105
10/11	01/21/25	1222	01/21/25	1436
29	01/21/25	1222	01/21/25	1437
10/11	01/21/25	1905	01/21/25	1954
29	01/21/25	1905	01/21/25	1954
10/11	01/22/25	0127	01/22/25	0211
29	01/22/25	0128	01/22/25	0211
10/11	01/22/25	0242	01/22/25	0449
29	01/22/25	0242	01/22/25	0449
10/11	01/22/25	0813	01/22/25	0908
29	01/22/25	0814	01/22/25	0908
10/11	01/22/25	1053	01/22/25	1136

29	01/22/25	1053	01/22/25	1136
10/11	01/22/25	1609	01/22/25	1957
29	01/22/25	1610	01/22/25	1957
10/11	01/23/25	0930	01/23/25	1024
29	01/23/25	0930	01/23/25	1024
10/11	01/23/25	1255	01/23/25	1434
29	01/23/25	1255	01/23/25	1434
10/11	01/23/25	1522	01/23/25	1601
29	01/23/25	1522	01/23/25	1601
10/11	01/23/25	1623	01/23/25	1757
29	01/23/25	1624	01/23/25	1758
10/11	01/23/25	1835	01/23/25	1946
29	01/23/25	1835	01/23/25	1946
10/11	01/24/25	0935	01/24/25	1005
29	01/24/25	0935	01/24/25	1005
10/11	01/24/25	1035	01/24/25	1235
29	01/24/25	1036	01/24/25	1235
10/11	01/24/25	1352	01/24/25	1420
29	01/24/25	1352	01/24/25	1420
10/11	01/24/25	1539	01/24/25	1604
29	01/24/25	1539	01/24/25	1604
10/11	01/24/25	1946	01/24/25	2311
29	01/24/25	2112	01/24/25	2311
10/11	01/25/25	0610	01/25/25	0717
29	01/25/25	0610	01/25/25	0718
10/11	01/25/25	1037	01/25/25	1158
29	01/25/25	1038	01/25/25	1158
10/11	01/25/25	1651	01/25/25	1709
29	01/25/25	1651	01/25/25	1710
10/11	01/26/25	0232	01/26/25	0328
29	01/26/25	0232	01/26/25	0328
10/11	01/26/25	1036	01/26/25	1223
29	01/26/25	1037	01/26/25	1223
10/11	01/27/25	0807	01/27/25	0819
29	01/27/25	0807	01/27/25	0819
10/11	01/27/25	1014	01/27/25	1101
29	01/27/25	1014	01/27/25	1101
10/11	01/27/25	2108	01/27/25	2144
10/11	01/28/25	0736	01/28/25	0809

29	01/28/25	0736	01/28/25	0809
10/11	01/28/25	1021	01/28/25	1152
29	01/28/25	1021	01/28/25	1152
10/11	01/28/25	1656	01/28/25	1827
29	01/28/25	1656	01/28/25	1828
10/11	01/29/25	0715	01/29/25	0829
29	01/29/25	0716	01/29/25	0829
10/11	01/29/25	1145	01/29/25	1223
29	01/29/25	1145	01/29/25	1223
10/11	01/29/25	1856	01/29/25	2123
29	01/29/25	1857	01/29/25	2123
10/11	01/30/25	0533	01/30/25	0701
29	01/30/25	0534	01/30/25	0702
10/11	01/30/25	1010	01/30/25	1155
29	01/30/25	1010	01/30/25	1155
10/11	01/30/25	1215	01/30/25	1233
29	01/30/25	1216	01/30/25	1233
10/11	01/30/25	1615	01/30/25	1653
29	01/30/25	1615	01/30/25	1653
10/11	01/30/25	1727	01/30/25	1938
29	01/30/25	1728	01/30/25	1938
10/11	01/31/25	0905	01/31/25	1217
29	01/31/25	0905	01/31/25	1217
10/11	01/31/25	1258	01/31/25	1429
29	01/31/25	1258	01/31/25	1429
03	02/01/25	0000	02/28/25	2359
10/11	02/01/25	0435	02/01/25	0740
29	02/01/25	0435	02/01/25	0741
10/11	02/01/25	1901	02/01/25	1928
29	02/01/25	1901	02/01/25	1928
10/11	02/01/25	2239	02/01/25	2320
29	02/01/25	2239	02/01/25	2320
10/11	02/02/25	1913	02/02/25	1937
29	02/02/25	1913	02/02/25	1937
10/11	02/03/25	0617	02/03/25	1342
29	02/03/25	0617	02/03/25	1342
10/11	02/04/25	0900	02/04/25	1025
29	02/04/25	0900	02/04/25	1025
10/11	02/04/25	1055	02/04/25	1114

29	02/04/25	1055	02/04/25	1114
10/11	02/05/25	1048	02/05/25	1122
29	02/05/25	1048	02/05/25	1122
10/11	02/05/25	1511	02/05/25	1659
29	02/05/25	1511	02/05/25	1659
10/11	02/06/25	1052	02/06/25	1142
29	02/06/25	1052	02/06/25	1142
10/11	02/06/25	1607	02/06/25	1628
29	02/06/25	1607	02/06/25	1628
10/11	02/06/25	1957	02/06/25	2117
29	02/06/25	1957	02/06/25	2117
10/11	02/07/25	0522	02/07/25	0644
29	02/07/25	0523	02/07/25	0645
10/11	02/07/25	0808	02/07/25	0831
29	02/07/25	0808	02/07/25	0831
10/11	02/07/25	1204	02/07/25	1224
29	02/07/25	1204	02/07/25	1224
10/11	02/07/25	1452	02/07/25	1516
29	02/07/25	1452	02/07/25	1516
10/11	02/07/25	1539	02/07/25	1625
29	02/07/25	1539	02/07/25	1626
10/11	02/07/25	1646	02/07/25	1731
29	02/07/25	1647	02/07/25	1731
10/11	02/07/25	1753	02/07/25	1922
29	02/07/25	1753	02/07/25	1922
10/11	02/07/25	2116	02/07/25	2200
29	02/07/25	2116	02/07/25	2200
10/11	02/09/25	1505	02/09/25	1532
29	02/09/25	1506	02/09/25	1532
10/11	02/10/25	0630	02/10/25	0730
29	02/10/25	0630	02/10/25	0730
10/11	02/10/25	0905	02/10/25	1234
29	02/10/25	0905	02/10/25	1234
10/11	02/11/25	0808	02/11/25	1051
29	02/11/25	0809	02/11/25	1050
10/11	02/11/25	1427	02/11/25	1552
29	02/11/25	1427	02/11/25	1552
10/11	02/11/25	1932	02/11/25	2051
29	02/11/25	1932	02/11/25	2051

10/11	02/11/25	2224	02/11/25	2246
10/11	02/12/25	0926	02/12/25	0951
29	02/12/25	0929	02/12/25	0951
10/11	02/12/25	1126	02/12/25	1444
29	02/12/25	1126	02/12/25	1444
10/11	02/12/25	1539	02/12/25	1558
29	02/12/25	1540	02/12/25	1558
10/11	02/12/25	1824	02/12/25	1957
29	02/12/25	1824	02/12/25	0912
10/11	02/12/25	2212	02/12/25	2252
10/11	02/13/25	0813	02/13/25	0911
29	02/13/25	0814	02/13/25	0912
10/11	02/13/25	1145	02/13/25	1203
29	02/13/25	1145	02/13/25	1203
10/11	02/13/25	1800	02/13/25	1845
29	02/13/25	1800	02/13/25	1845
10/11	02/14/25	0531	02/14/25	0558
29	02/14/25	0531	02/14/25	0558
10/11	02/14/25	1502	02/14/25	1525
29	02/14/25	1502	02/14/25	1525
10/11	02/16/25	0243	02/16/25	0336
29	02/16/25	0243	02/16/25	0336
10/11	02/16/25	2142	02/16/25	2154
29	02/16/25	2142	02/16/25	2154
10/11	02/17/25	0723	02/17/25	0817
29	02/17/25	0723	02/17/25	0817
10/11	02/18/25	1607	02/18/25	1616
29	02/18/25	1608	02/18/25	1616
10/11	02/19/25	1100	02/19/25	1134
29	02/19/25	1100	02/19/25	1135
10/11	02/20/25	1240	02/20/25	1318
29	02/20/25	1241	02/20/25	1318
10/11	02/21/25	1018	02/21/25	1112
29	02/21/25	1018	02/21/25	1111
10/11	02/21/25	1300	02/21/25	1353
29	02/21/25	1301	02/21/25	1353
10/11	02/22/25	1314	02/22/25	1436
29	02/22/25	1314	02/22/25	1436
10/11	02/22/25	1445	02/22/25	1611

29	02/22/25	1445	02/22/25	1612
10/11	02/22/25	2106	02/22/25	2205
29	02/22/25	2106	02/22/25	2205
10/11	02/23/25	1910	02/23/25	2011
29	02/23/25	1911	02/23/25	2011
10/11	02/24/25	0417	02/24/25	0452
29	02/24/25	0417	02/24/25	0452
10/11	02/24/25	0812	02/24/25	0825
29	02/24/25	0812	02/24/25	0825
10/11	02/24/25	1109	02/24/25	1202
29	02/24/25	1109	02/24/25	1202
10/11	02/24/25	1302	02/24/25	1412
29	02/24/25	1303	02/24/25	1413
10/11	02/26/25	0913	02/26/25	0958
29	02/26/25	0913	02/26/25	0958
10/11	02/27/25	0900	02/27/25	0927
29	02/27/25	0900	02/27/25	0928
10/11	02/27/25	1741	02/27/25	1902
29	02/27/25	1745	02/27/25	1859
10/11	02/27/25	2007	02/27/25	2132
29	02/27/25	2008	02/27/25	2132
10/11	02/28/25	1154	02/28/25	1218
29	02/28/25	1155	02/28/25	1218
03	03/01/25	0000	03/31/25	2359
10/11	03/03/25	0530	03/03/25	0828
29	03/03/25	0531	03/03/25	0828
10/11	03/04/25	1053	03/04/25	1152
29	03/04/25	1053	03/04/25	1152
10/11	03/04/25	1812	03/04/25	1851
10/11	03/04/25	2321	03/05/25	0006
29	03/04/25	2321	03/05/25	0006
10/11	03/05/25	0745	03/05/25	0859
29	03/05/25	0746	03/05/25	0859
10/11	03/05/25	1142	03/05/25	1217
29	03/05/25	1142	03/05/25	1218
10/11	03/05/25	1809	03/05/25	1834
29	03/05/25	1809	03/05/25	1834
10/11	03/06/25	1848	03/06/25	2025
29	03/06/25	1849	03/06/25	2025

10/11	03/07/25	1752	03/07/25	1927
29	03/07/25	1753	03/07/25	1927
10/11	03/07/25	2112	03/07/25	2234
29	03/07/25	2112	03/07/25	2234
10/11	03/08/25	0238	03/08/25	0305
29	03/08/25	0238	03/08/25	0305
10/11	03/08/25	1021	03/08/25	1104
29	03/08/25	1021	03/08/25	1104
10/11	03/08/25	1240	03/08/25	1317
29	03/08/25	1240	03/08/25	1317
10/11	03/08/25	1420	03/08/25	1427
29	03/08/25	1421	03/08/25	1427
10/11	03/08/25	1656	03/08/25	1711
29	03/08/25	1657	03/08/25	1711
10/11	03/09/25	0324	03/09/25	0337
29	03/09/25	0324	03/09/25	0337
10/11	03/09/25	0428	03/09/25	0532
29	03/09/25	0428	03/09/25	0532
10/11	03/09/25	1643	03/09/25	1720
29	03/09/25	1643	03/09/25	1721
10/11	03/09/25	1910	03/09/25	2112
29	03/09/25	1910	03/09/25	2112
10/11	03/11/25	0809	03/11/25	0824
29	03/11/25	0809	03/11/25	0824
10/11	03/11/25	1239	03/11/25	1446
29	03/11/25	1239	03/11/25	1446
10/11	03/11/25	1619	03/11/25	1638
29	03/11/25	1619	03/11/25	1637
10/11	03/11/25	2039	03/11/25	2153
29	03/11/25	2039	03/12/25	0156
10/11	03/12/25	1642	03/12/25	1719
29	03/12/25	1642	03/12/25	1719
10/11	03/12/25	2023	03/12/25	2059
29	03/12/25	2024	03/12/25	2100
10/11	03/13/25	0839	03/13/25	0903
29	03/13/25	0839	03/13/25	0903
10/11	03/13/25	1203	03/13/25	1446
29	03/13/25	1203	03/13/25	1447
10/11	03/13/25	1841	03/13/25	1935

29	03/13/25	1842	03/13/25	1935
10/11	03/14/25	1053	03/14/25	1133
29	03/14/25	1053	03/14/25	1133
10/11	03/14/25	1408	03/14/25	1430
29	03/14/25	1408	03/14/25	1430
10/11	03/15/25	2130	03/15/25	2212
29	03/15/25	2130	03/15/25	2212
10/11	03/16/25	0043	03/16/25	0128
29	03/16/25	0043	03/16/25	0128
10/11	03/16/25	0401	03/16/25	0459
29	03/16/25	0401	03/16/25	0459
10/11	03/16/25	0857	03/16/25	0958
29	03/16/25	0857	03/16/25	0958
10/11	03/16/25	1133	03/16/25	1156
29	03/16/25	1133	03/16/25	1156
10/11	03/17/25	0522	03/17/25	0549
29	03/17/25	0522	03/17/25	0549
10/11	03/17/25	0710	03/17/25	0931
29	03/17/25	0710	03/17/25	0931
10/11	03/17/25	1101	03/17/25	1123
29	03/17/25	1101	03/17/25	1123
10/11	03/17/25	1210	03/17/25	1409
29	03/17/25	1210	03/17/25	1409
10/11	03/18/25	1350	03/18/25	1521
29	03/18/25	1351	03/18/25	1521
10/11	03/18/25	1707	03/18/25	1733
29	03/18/25	1707	03/18/25	1733
10/11	03/18/25	2051	03/18/25	2141
29	03/18/25	2051	03/18/25	2141
10/11	03/18/25	2327	03/18/25	2356
29	03/18/25	2328	03/18/25	2356
10/11	03/19/25	1000	03/19/25	1119
29	03/19/25	1001	03/19/25	1119
10/11	03/19/25	1751	03/19/25	1830
29	03/19/25	1751	03/19/25	1830
10/11	03/20/25	0528	03/20/25	0621
29	03/20/25	0528	03/20/25	0621
10/11	03/20/25	0847	03/20/25	0931
10/11	03/20/25	1846	03/20/25	1904

29	03/20/25	1846	03/20/25	1904
10/11	03/21/25	1044	03/21/25	1333
29	03/21/25	1045	03/21/25	1333
10/11	03/21/25	1542	03/21/25	1608
29	03/21/25	1542	03/21/25	1608
10/11	03/21/25	1718	03/21/25	1833
29	03/21/25	1718	03/21/25	1833
10/11	03/21/25	1846	03/21/25	2033
29	03/21/25	1846	03/21/25	2033
10/11	03/22/25	2020	03/22/25	2042
29	03/22/25	2021	03/22/25	2042
10/11	03/23/25	1943	03/23/25	2107
29	03/23/25	1943	03/23/25	2107
10/11	03/24/25	1624	03/24/25	1809
10/11	03/24/25	1842	03/24/25	2039
29	03/25/25	1843	03/24/25	2039
10/11	03/25/25	0500	03/25/25	0623
29	03/25/25	0500	03/25/25	0623
10/11	03/25/25	0920	03/25/25	0939
29	03/25/25	0920	03/25/25	0939
10/11	03/25/25	1024	03/25/25	1138
29	03/25/25	1024	03/25/25	1138
10/11	03/25/25	1812	03/25/25	1824
29	03/25/25	1812	03/25/25	1824
10/11	03/25/25	1830	03/25/25	1926
29	03/25/25	1830	03/25/25	1926
10/11	03/25/25	1956	03/25/25	2102
29	03/25/25	1956	03/25/25	2103
10/11	03/26/25	0930	03/26/25	1040
29	03/26/25	0930	03/26/25	1040
10/11	03/26/25	1125	03/26/25	1232
29	03/26/25	1125	03/26/25	1233
10/11	03/26/25	2100	03/26/25	2132
29	03/26/25	2100	03/26/25	2132
10/11	03/27/25	1022	03/27/25	1323
29	03/27/25	1022	03/27/25	1323
10/11	03/27/25	1439	03/27/25	1501
29	03/27/25	1439	03/27/25	1501
10/11	03/27/25	1700	03/27/25	1732

29	03/27/25	1700	03/27/25	1732
10/11	03/27/25	1814	03/27/25	2124
29	03/27/25	1814	03/27/25	2124
10/11	03/27/25	2345	03/28/25	0021
29	03/27/25	2345	03/28/25	0021
10/11	03/29/25	1059	03/29/25	1157
29	03/29/25	1100	03/29/25	1157
10/11	03/29/25	1826	03/29/25	1929
29	03/29/25	1826	03/29/25	1929
10/11	03/30/25	0418	03/30/25	0547
29	03/30/25	0418	03/30/25	0547